


Fuel Pump Module



FPA1001



CROSS REFERENCE DODGE M10145, 19168879, 19206582, E3752M, FG0907

APPLICATION CHEVROLET SILVERADO 1500-2008
 GMC SIERRA 1500-2008

PRESSURE 3BAR
FLOW ≥ 145L/H

FPA1002



CROSS REFERENCE E7182M

APPLICATION DODGE RAM-2500-2009 RAM-2500-2008

PRESSURE 4BAR
FLOW ≥ 145L/H

FPA1003



CROSS REFERENCE FORD 9H3073234A E2325M

APPLICATION FORD FOCUS L4 2002-2006

PRESSURE 3BAR
FLOW ≥ 80L/H

FPA1004



CROSS REFERENCE 9021101

APPLICATION BUICK LaCro e 03-07

PRESSURE 400K a
FLOW ≥ 90L/H

Fuel Pump Assy

Fuel Pump Assy

FPA1005



CROSS REFERENCE 9021078 (9044115)

APPLICATION BUICK Fir t Lan

PRESSURE 4BAR
 FLOW ≥ 90L/H

FPA1009



CROSS REFERENCE YG202399F8

APPLICATION PEUGEOT 405

PRESSURE 3.5BAR
 FLOW ≥ 100L/H

FPA1006



CROSS REFERENCE TOYOTA 27210-87403, E2325M

APPLICATION TOYOTA TERIOS

PRESSURE 3BAR
 FLOW ≥ 80L/H

FPA1010



CROSS REFERENCE

APPLICATION NEW PEUGEOT 405

PRESSURE 3BAR
 FLOW ≥ 100L/H

FPA1007



CROSS REFERENCE 23210-B1010

APPLICATION TOYOTA MYVI

PRESSURE 3BAR
 FLOW ≥ 100L/H

FPA1011



CROSS REFERENCE RD

APPLICATION RD

PRESSURE 3.5BAR
 FLOW ≥ 100L/H

FPA1008



CROSS REFERENCE 23210-97201

APPLICATION TOYOTA KELISA

PRESSURE 3BAR
 FLOW ≥ 100L/H

FPA1012



CROSS REFERENCE PSA 96421241 0986580310

APPLICATION PEUGEOT

PRESSURE 3BAR
 FLOW ≥ 120L/H

Fuel Pump Assy

Fuel Pump Assy

FPA1013



CROSS REFERENCE DACIA 1 720 243 88R, 60 01 547 605
 RENAULT 82 00 307 403
 BOSCH 0 986 580 369

APPLICATION DACIA LOGAN 1.4L 2004
 LOGAN 1.6L 2004
 LOGAN 16V 1.4L 2006
 LOGAN EXPRESS1.4L 2009
 LOGAN EXPRESS1.6L 2009
 LOGAN MCV 1.4L 2007
 LOGAN MCV 1.6L 2007
 LOGAN MCV 16V 1.6L 2007
 LOGAN 16V 1.6L 2008

RENAULT LOGAN (LS-) 1.4L 2004
 LOGAN (LS-) 1.6L 2004/2007
 LOGAN (KS-) 1.4L 2007
 LOGAN (KS-) 1.6L 2007

PRESSURE 3BAR
FLOW ≥ 90L/H

FPA1014



CROSS REFERENCE 04.4100-20

APPLICATION VOLGA 3302

PRESSURE 4BAR
FLOW 100L/H

FPA1015



CROSS REFERENCE 21101-1139009

APPLICATION LADA VAZ 2110

PRESSURE 3.8BAR
FLOW ≥ 90L/H

FPA1016



CROSS REFERENCE 21101-1139009-10

APPLICATION LADA VAZ 2110-2112

PRESSURE 3.8BAR
FLOW ≥ 90L/H

FPA1017



CROSS REFERENCE 1118-1139009-10

APPLICATION LADA VAZ 1118

PRESSURE 3.8BAR
FLOW ≥ 90L/H

FPA1018



CROSS REFERENCE 21236-1139009-10

APPLICATION LADA VAZ 2123

PRESSURE 3.8BAR
FLOW ≥ 90L/H

FPA1025



CROSS REFERENCE 0974690990304 8200903608

APPLICATION RENAULT LOGAN

PRESSURE 3BAR
FLOW ≥ 100L/H

FPA1026



CROSS REFERENCE 96418319, 95949303, 96447440

APPLICATION GM LACETTI 1.4 16V CHEVROLET

PRESSURE 3BAR
FLOW ≥ 100L/H

Fuel Pump Assy

Fuel Pump Assy

FPA1027



CROSS REFERENCE 96447642

APPLICATION GM
 CHEVROLET KALOS 1.4 16V 2005-03--2015-12

PRESSURE 3BAR
FLOW ≥ 100L/H

FPA1028



CROSS REFERENCE MU143 E7094M

APPLICATION CHRYSLER GRAND VOYAGER 2000
 TOWN & COUNTRY 2000

PRESSURE 4.0BAR
FLOW ≥ 110L/H

FPA1030



CROSS REFERENCE E7138M, MU2047, 4897 667AF

APPLICATION DODGE RAM 1500-2001

PRESSURE 4BAR
FLOW ≥ 100L/H

FPA1031



CROSS REFERENCE E7097M MU2044 67645 P74732M
 4798485 4897417AA

APPLICATION DODGE DODGE-NEON-1999
 PLYMOUTH-NEON-1999

PRESSURE 3BAR
FLOW ≥ 120L/H

FPA1032



CROSS REFERENCE E7130M MU2056
 67700 P74824M 5014351AA FG0280

APPLICATION DODGE DODGE-NEON-2000

PRESSURE 3BAR
FLOW ≥ 120L/H

FPA1033



CROSS REFERENCE E7089M, 323-00989

APPLICATION CHRYSLER SEBRING-1998, CIRRUS-1997,
 DODGE-STRATUS-1997,
 PLYMOUTH-BREEZE-1997

PRESSURE 4BAR
FLOW ≥ 110L/H

FPA1034



CROSS REFERENCE E7142M, FG0426, P75027M,
 953-3038, 5018697AA

APPLICATION DODGE NEON-2005, DODGE-SX 2.0-2005,
 DODGE-NEON-2003

PRESSURE 4BAR
FLOW ≥ 110L/H

FPA1036



CROSS REFERENCE

APPLICATION ROA

PRESSURE 3.5BAR
FLOW ≥ 80L/H

Fuel Pump Assy

Fuel Pump Assy

FPA1040



CROSS REFERENCE BOSCH F01R00S404
APPLICATION VOLVO V40
PRESSURE 4BAR
FLOW ≥ 100L/H

FPA1044



CROSS REFERENCE BOSCH F01R00S292
APPLICATION BUICK NEW LACROSSE NEW REGAL
PRESSURE 4BAR
FLOW ≥ 100L/H

FPA1041



CROSS REFERENCE BOSCH 0580314053
 VOLVO 30792779
APPLICATION VOLVO S40 II Saloon (MS)200401
PRESSURE 4BAR
FLOW ≥ 100L/H

FPA1045



CROSS REFERENCE BUICK A2C308931000739
APPLICATION BUICK NEW REGAL 2.0T
PRESSURE 4BAR
FLOW ≥ 100L/H

FPA1042



CROSS REFERENCE VOLVO AG9N-9H307-CB , 31201958-AB, A2C53325536
 VOLVO 31201958-AB
APPLICATION VOLVO S80
PRESSURE 4BAR
FLOW ≥ 100L/H

FPA1046



CROSS REFERENCE 96465232
 BOSCH 0580 453 610
APPLICATION BUICK EXCELLE
PRESSURE 3BAR
FLOW ≥ 100L/H

FPA1043



CROSS REFERENCE VOLVO AKR29474001.663
 COAVIS 13584283
APPLICATION VOLVO S80
PRESSURE 4BAR
FLOW ≥ 100L/H

FPA1047



CROSS REFERENCE BOSCH F01R00S041
APPLICATION BUICK GL8
PRESSURE 3BAR
FLOW ≥ 100L/H

Fuel Pump Assy

Fuel Pump Assy

FPA1048



CROSS REFERENCE BOSCH F01R00S307
 GM 9007758

APPLICATION BUICK NEW EXCELLE

PRESSURE 3BAR
FLOW ≥ 100L/H

FPA1052



CROSS REFERENCE A2C53139516

APPLICATION CHEVROLET MALIBU

PRESSURE 4BAR
FLOW ≥ 100L/H

FPA1049



CROSS REFERENCE GM 22957144
 BOSCH F00HK00577

APPLICATION BUICK ENCLAVE

PRESSURE 4BAR
FLOW ≥ 120L/H

FPA1053



CROSS REFERENCE COAVIS 13583856

APPLICATION CHEVROLET AVEO

PRESSURE 4BAR
FLOW ≥ 100L/H

FPA1050



CROSS REFERENCE COAVIS 687925552
 A114055000000008

APPLICATION CHEVROLET CAPTIVA

PRESSURE 4BAR
FLOW ≥ 100L/H

FPA1054



CROSS REFERENCE CHEVROLET 94573273

APPLICATION CHEVROLET LOVA 09 SPARK

PRESSURE 3BAR
FLOW ≥ 100L/H

FPA1051



CROSS REFERENCE CHEVROLET 20895923

APPLICATION CHEVROLET CAPTIVA

PRESSURE 4BAR
FLOW ≥ 100L/H

FPA1055



CROSS REFERENCE GM 9007771
 BOSCH F01R00S066

APPLICATION CHEVROLET EPICA

PRESSURE 3BAR
FLOW ≥ 100L/H

FPA1056



CROSS REFERENCE BOSCH F01R02S290
 APPLICATION CHEVROLET CRUZE
 PRESSURE 4BAR
 FLOW ≥ 100L/H

FPA1057



CROSS REFERENCE A2C53121278
 APPLICATION CHEVROLET EPICA 1.8
 PRESSURE 3BAR
 FLOW ≥ 100L/H

FPA1058



CROSS REFERENCE CHEVROLET 9017396
 BOSCH F01R00S168
 APPLICATION CHEVROLET SAIL 2010-2014
 PRESSURE 3BAR
 FLOW ≥ 100L/H

FPA1059



CROSS REFERENCE A2C80774800
 APPLICATION AUDI Q5
 PRESSURE 4BAR
 FLOW ≥ 100L/H

FPA1060



CROSS REFERENCE BOSCH 0580202016
 APPLICATION AUDI A4L
 PRESSURE 4BAR
 FLOW ≥ 100L/H

FPA1061



CROSS REFERENCE 7229742
 APPLICATION BMW 5 SERIES
 PRESSURE 4BAR
 FLOW ≥ 100L/H

FPA1062



CROSS REFERENCE 6761963
 APPLICATION BMW X3
 PRESSURE 4BAR
 FLOW ≥ 100L/H

FPA1063



CROSS REFERENCE BMW 7273277-07
 BOSCH 0580200131
 APPLICATION BMW X1
 PRESSURE 4BAR
 FLOW ≥ 100L/H

Fuel Pump Assy

Fuel Pump Assy

FPA1064



CROSS REFERENCE TOYOTA 77020-0N011,
77024-0N010

APPLICATION TOYOTA CROWN, REIZ

PRESSURE 3BAR
FLOW ≥ 100L/H

FPA1068



CROSS REFERENCE 77020-12670

APPLICATION TOYOTA PRIVIA

PRESSURE 3BAR
FLOW ≥ 100L/H

FPA1065



CROSS REFERENCE TOYOTA 77024-0R020

APPLICATION TOYOTA Rv4

PRESSURE 3BAR
FLOW ≥ 100L/H

FPA1069



CROSS REFERENCE

APPLICATION TOYOTA YARIS

PRESSURE 3BAR
FLOW ≥ 100L/H

FPA1066



CROSS REFERENCE

APPLICATION TOYOTA HIGHLANDER
LEXUS R

PRESSURE 3BAR
FLOW ≥ 100L/H

FPA1070



CROSS REFERENCE 77704-02100

APPLICATION TOYOTA COROLLA

PRESSURE 3BAR
FLOW ≥ 100L/H

FPA1067



CROSS REFERENCE OE 77020-06170
GN GN292020-5021

APPLICATION TOYOTA CAMRY

PRESSURE 3BAR
FLOW ≥ 70L/H

FPA1071



CROSS REFERENCE 77020-30380

APPLICATION TOYOTA CROWN 2012

PRESSURE 3BAR
FLOW ≥ 100L/H

FPA1072



CROSS REFERENCE 77704-0F010
APPLICATION TOYOTA VERSO
PRESSURE 3BAR
FLOW ≥ 100L/H

FPA1073



CROSS REFERENCE TOYOTA 77020-02190
 77020-02060
APPLICATION TOYOTA COROLLA, VIOS
PRESSURE 3BAR
FLOW ≥ 100L/H

FPA1074



CROSS REFERENCE 77020-06090
APPLICATION TOYOTA CAMRY
PRESSURE 3BAR
FLOW ≥ 100L/H

FPA1075



CROSS REFERENCE 77020-24030
APPLICATION TOYOTA CAMRY 2.4L
PRESSURE 3BAR
FLOW ≥ 100L/H

FPA1076



CROSS REFERENCE 17708-TR0-A01-M1
 101962-6310
APPLICATION HONDA CIVIC
PRESSURE 3BAR
FLOW ≥ 100L/H

FPA1077



CROSS REFERENCE 17708-SNG-003
 101962-0620
APPLICATION HONDA CIVIC
PRESSURE 3BAR
FLOW ≥ 100L/H

FPA1078



CROSS REFERENCE HONDA 17045-RM0-000
 17708-TOC-003
APPLICATION HONDA CRV
PRESSURE 3BAR
FLOW ≥ 100L/H

FPA1079



CROSS REFERENCE 17708-SWN-H51-M1
APPLICATION HONDA CRV
PRESSURE 3BAR
FLOW ≥ 100L/H

FPA1080



CROSS REFERENCE HONDA 17708-TF0-G01-M1
 17708-TM5-H01-M1

APPLICATION HONDA FIT, CITY

PRESSURE 3BAR
FLOW ≥ 100L/H

FPA1084



CROSS REFERENCE HONDA 17708-SAA-003 , 101961-7330 ,
 17708-SAA-000 , 101962-2780

APPLICATION HONDA FIT

PRESSURE 3BAR
FLOW ≥ 100L/H

FPA1081



CROSS REFERENCE HONDA 17045-5TB0-H00
 17045-SYJ-000

APPLICATION HONDA ACCORD 2008

PRESSURE 3BAR
FLOW ≥ 100L/H

FPA1085



CROSS REFERENCE

APPLICATION MAZDA RAPTOR

PRESSURE 3BAR
FLOW ≥ 100L/H

FPA1082



CROSS REFERENCE HONDA 16010-SDC-E01C ,
 16010-SDC-E00-DX

APPLICATION HONDA ACCORD 2003-2007

PRESSURE 3BAR
FLOW ≥ 100L/H

FPA1086



CROSS REFERENCE

APPLICATION MAZDA CX5

PRESSURE 3BAR
FLOW ≥ 100L/H

FPA1083



CROSS REFERENCE 17708-SLG-931-M1
 101962-4670

APPLICATION HONDA ODYSSEY

PRESSURE 3BAR
FLOW ≥ 100L/H

FPA1087



CROSS REFERENCE

APPLICATION MAZDA 5

PRESSURE 3BAR
FLOW ≥ 100L/H

FPA1088



CROSS REFERENCE MAZDA LF17-13-35ZA

APPLICATION MAZDA 6

PRESSURE 3BAR
 FLOW \geq 100L/H

FPA1092



CROSS REFERENCE 1760A249

APPLICATION MITSUBISHI ZINGER

PRESSURE 3BAR
 FLOW \geq 100L/H

FPA1089



CROSS REFERENCE

APPLICATION MITSUBISHI OUTLANDER

PRESSURE 3BAR
 FLOW \geq 100L/H

FPA1093



CROSS REFERENCE 17040JE20D

APPLICATION NISSAN QASHQAI

PRESSURE 3BAR
 FLOW \geq 100L/H

FPA1090



CROSS REFERENCE 1760A156

APPLICATION MITSUBISHI OUTLANDER

PRESSURE 3BAR
 FLOW \geq 100L/H

FPA1094



CROSS REFERENCE 17040JE60D

APPLICATION NISSAN QASHQAI

PRESSURE 3BAR
 FLOW \geq 100L/H

FPA1091



CROSS REFERENCE DENSO 1760A321
 GN 101962-5640

APPLICATION MITSUBISHI LANCER-EX

PRESSURE 3BAR
 FLOW \geq 100L/H

FPA1095



CROSS REFERENCE NISSAN 17040-EW80A

APPLICATION NISSAN TIIDA 2008-2011

PRESSURE 3BAR
 FLOW \geq 100L/H

FPA1096



CROSS REFERENCE NISSAN 17040-1HM0A
17040-1HVOC

APPLICATION NISSAN SUNNY

PRESSURE 3BAR
FLOW ≥ 100L/H

FPA1100



CROSS REFERENCE 9737409900

APPLICATION CITROEN C5
PEUGEOT 508

PRESSURE 3BAR
FLOW ≥ 110L/H

FPA1097



CROSS REFERENCE NISSAN 17040-JN00A
FK2AX19C1760

APPLICATION NISSAN TEANA 2008

PRESSURE 3BAR
FLOW ≥ 100L/H

FPA1101



CROSS REFERENCE A2053280657

APPLICATION CITROEN ELYSEE

PRESSURE 3BAR
FLOW ≥ 100L/H

FPA1098



CROSS REFERENCE SUZUKI A2C5285416
15100-56KA0

APPLICATION SUZUKI

PRESSURE 4BAR
FLOW ≥ 100L/H

FPA1102



CROSS REFERENCE BOSCH 0580453622

APPLICATION PEUGEOT 408

PRESSURE 3BAR
FLOW ≥ 100L/H

FPA1099



CROSS REFERENCE 1510063J20

APPLICATION SUZUKI SWIFT 1.5L

PRESSURE 3BAR
FLOW ≥ 100L/H

FPA1103



CROSS REFERENCE PEUGEOT 9677725680
BOSCH F01RB0S324

APPLICATION PEUGEOT 308

PRESSURE 3BAR
FLOW ≥ 100L/H

FPA1104



CROSS REFERENCE BOSCH F01R00S110
APPLICATION ROEWE 550
PRESSURE 3BAR
FLOW ≥ 100L/H

FPA1108



CROSS REFERENCE BOSCH F01R00S401
APPLICATION FORD FOCUS 2012
PRESSURE 6.5BAR
FLOW ≥ 100L/H

FPA1105



CROSS REFERENCE BOSCH F01R00S167
APPLICATION BESTURN B70
PRESSURE 3BAR
FLOW ≥ 100L/H

FPA1109



CROSS REFERENCE
APPLICATION FORD FIESTA 2009
PRESSURE 3BAR
FLOW ≥ 100L/H

FPA1106



CROSS REFERENCE HMAC HB00-13-35ZM1
APPLICATION FAMILR II
PRESSURE 3BAR
FLOW ≥ 100L/H

FPA1110



CROSS REFERENCE BOSCH A2C53ZZ6089
APPLICATION FORD MONDEO 2006
PRESSURE 4BAR
FLOW ≥ 130L/H

FPA1107



CROSS REFERENCE BT439H307AB
APPLICATION FORD EDGE
PRESSURE 3BAR
FLOW ≥ 100L/H

FPA1111



CROSS REFERENCE FORD 5S71-9H307-C2A , 1S71 9H307 AD
APPLICATION FORD MONDEO 2001-2005
PRESSURE 3BAR
FLOW ≥ 80L/H

FPA1112



CROSS REFERENCE VW A2C53295705
180 919 051B

APPLICATION VOLKSWAGEN LVDIDA 1.6L/2.0L 2008-2014
NEW BORA 1.6L 2013
SANTANA 1.4L/1.6L 2013

PRESSURE 4BAR
FLOW ≥ 100L/H

FPA1116



CROSS REFERENCE BOSCH F 01R 00S 278
VW 6RD 919 051 D
VW AG CN 5KD

APPLICATION VOLKSWAGEN NEW POLO

PRESSURE 3BAR
FLOW ≥ 100L/H

FPA1113



CROSS REFERENCE BOSCH F 01R 00R 024

APPLICATION SKODA FIBIA

PRESSURE 3BAR
FLOW ≥ 100L/H

FPA1117



CROSS REFERENCE HYUNDAI 7610760AA

APPLICATION HYUNDAI AVANTE

PRESSURE 3BAR
FLOW ≥ 100L/H

FPA1114



CROSS REFERENCE VW A2C80165700
56D 919 051A

APPLICATION VOLKSWAGEN MAGOTAN
NEW PASSAT 2011
CC

PRESSURE 4BAR
FLOW ≥ 100L/H

FPA1118



CROSS REFERENCE HYUNDAI 31110-0M000

APPLICATION HYUNDAI ACCENT

PRESSURE 3BAR
FLOW ≥ 100L/H

FPA1115



CROSS REFERENCE VW 1GD 919 051B

APPLICATION VOLKSWAGEN JETTA 2010

PRESSURE 4BAR
FLOW ≥ 100L/H

FPA1119



CROSS REFERENCE HYUNDAI HIC13010915

APPLICATION KIA K2

PRESSURE 3BAR
FLOW ≥ 100L/H

FPA1120



CROSS REFERENCE HYUNDAI 31110-4M000

APPLICATION KIA K5

PRESSURE 3BAR
FLOW ≥ 100L/H

FPA1124



CROSS REFERENCE RENAULT QLB11605011312

APPLICATION RENAULT MEGANE

PRESSURE 3BAR
FLOW ≥ 100L/H

FPA1121



CROSS REFERENCE HYUNDAI 31110-08000

APPLICATION HYUNDAI ELANTRA

PRESSURE 3BAR
FLOW ≥ 100L/H

FPA1125



CROSS REFERENCE (T)771AJ11565885
 771AJ11565885

APPLICATION DODGE CARAVAN

PRESSURE 3BAR
FLOW ≥ 100L/H

FPA1122



CROSS REFERENCE HYUNDAI 31110-0Q000

APPLICATION HYUNDAI ELANTRA
 KIA FORTE

PRESSURE 3BAR
FLOW ≥ 100L/H

FPA1126



CROSS REFERENCE

APPLICATION JEEP WRANGLER

PRESSURE 3BAR
FLOW ≥ 100L/H

FPA1123



CROSS REFERENCE HYUNDAI 31110-2Z100

APPLICATION HYUNDAI IX35

PRESSURE 3BAR
FLOW ≥ 100L/H

FPA1127



CROSS REFERENCE 05273957AA

APPLICATION JEEP COMPASS

PRESSURE 3BAR
FLOW ≥ 100L/H

Fuel Pump Assy

Fuel Pump Assy

FPA1128



CROSS REFERENCE TU160
APPLICATION DODGE GRAND VOYAGER
PRESSURE 3BAR
FLOW ≥ 100L/H

FPA1132



CROSS REFERENCE 77020-292010
APPLICATION TOYOTA HILUX
PRESSURE 4BAR
FLOW ≥ 120L/H

FPA1129



CROSS REFERENCE CADILLAC A2C30891900 ,
13578356
APPLICATION CADILLAC SRX
PRESSURE 4BAR
FLOW ≥ 100L/H

FPA1133



CROSS REFERENCE 77020-292010
APPLICATION FIAT FIAT
PRESSURE 3BAR
FLOW ≥ 110L/H

FPA1130



CROSS REFERENCE CADILLAC A2C30891900 ,
13578357
APPLICATION CADILLAC XTS
PRESSURE 4BAR
FLOW ≥ 100L/H

FPA1134



CROSS REFERENCE H31110-1G000
APPLICATION HYUNDAI ACCENT VERNA III
PRESSURE 3BAR
FLOW ≥ 100L/H

FPA1131



CROSS REFERENCE CADILLAC TD101962-1900 ,
19181827
APPLICATION CADILLAC SLS
PRESSURE 4BAR
FLOW ≥ 100L/H

FPA1135



CROSS REFERENCE 46475714D
APPLICATION FIAT FIAT
PRESSURE 3BAR
FLOW ≥ 100L/H

Fuel Pump Assy

Fuel Pump Assy

FPA1136



CROSS REFERENCE PSA 1525.82
 MARELL 51.97.3114.990.0
 SUA384
 206 HATCHBACK(2A/C) 11.4HDI 09.01
APPLICATION PEUGOT 206 HATCHBACK(2A/C) 1.9D 09.98-11.01
 206 SW(2E/K) 1.4HDI 07.02
 PARTNER COMBISPACE(5F) 1.9D 12.98
 CITRO BERLINGO(MF) 1.9D(MFWJZ) 07.98
 BERLINGO(MF) 1.9D 4WD 07.98
 BERLINGO BOX(M_) 1.9D 70 4WD 07.98
 BERLINGO BOX(M_) 1.9D 70 04.99
PRESSURE 3.0BAR
FLOW ≥ 90L/H

FPA1140



CROSS REFERENCE MARWAL 9681263680
APPLICATION CITROEN C2
 Peugeot 206
 Peugeot 207
PRESSURE 3BAR
FLOW ≥ 100L/H

FPA1137



CROSS REFERENCE 17040 3XA0A
APPLICATION NISSAN NV350
PRESSURE 3BAR
FLOW ≥ 100L/H

FPA1141



CROSS REFERENCE RENAULT 09745909900
 8200704684
APPLICATION RENAULT CLIO
 KANGO 1.5DCI
PRESSURE 3BAR
FLOW ≥ 90L/H

FPA1138



CROSS REFERENCE 23210-B1031
APPLICATION TOYOTA TOYOTA
PRESSURE 3BAR
FLOW ≥ 100L/H

FPA1142



CROSS REFERENCE FO1R00S330
APPLICATION ACCESS MOTOR
PRESSURE 3BAR
FLOW ≥ 100L/H

FPA1139



CROSS REFERENCE 0K30A 1335ZB
APPLICATION KIA RIO
PRESSURE 3BAR
FLOW ≥ 100L/H

FPA1143



CROSS REFERENCE E7144M
APPLICATION CHRYSLER TOWNJ
 COUNTRY 2003
 DODGE CARAVAN-2003
PRESSURE 4BAR
FLOW ≥ 110L/H

Fuel Pump Assy

Fuel Pump Assy

FPA1144



CROSS REFERENCE DODGE E7075M
 NEON 1996

APPLICATION PLYMOUTH NEON 1996

PRESSURE 4BAR
FLOW ≥ 110L/H

FPA1148



CROSS REFERENCE F00TE0080, 51883556

APPLICATION FIAT

PRESSURE 3.8 BAR
FLOW ≥ 80L/H

FPA1145



CROSS REFERENCE AIRTEX E8756M

APPLICATION TOYOTA Tacoma 2014-2016

PRESSURE
FLOW

FPA1149



CROSS REFERENCE 5M51 9H307
 H0493217LL

APPLICATION FORD FOCUS 1.8/2.0 2005-2011
 MAZAD 3 (CHINA)

PRESSURE 3BAR
FLOW ≥ 100L/H

FPA1146



CROSS REFERENCE RENAULT 09745909900 ,
 8200704684

APPLICATION DIACO LOGAN 2008-2012

PRESSURE 3.50BAR
FLOW ≥ 80L/H

FPA1150



CROSS REFERENCE 28201576-06

APPLICATION HYUNDAI VERNA

PRESSURE 3BAR
FLOW ≥ 100L/H

FPA1147



CROSS REFERENCE E7113M

APPLICATION CHRYSLER CIRRUS 2000
 CHRYSLER SEBRING 1999

PRESSURE 4BAR
FLOW ≥ 110L/H

FPA1151



CROSS REFERENCE 3M51-9H307, 1602781

APPLICATION FORD FOCUS
 MAZAD 3

PRESSURE 4 BAR
FLOW ≥ 70L/H

Fuel Pump Assy

Fuel Pump Assy

FPA1152



CROSS REFERENCE	AIRTEX	E7063M		
	WALBRO	TU125		
APPLICATION	DPDGE	B150	V8-5.2L	94-
		B150	V8-3.9L	94-
		B1500	V8-5.2L	95-
		B1500	V8-3.9L	95-
		B250	V8-5.2L	94-
		B250	V8-3.9L	94-
		B250	V8-5.9L	92-94
		B2500	V8-5.2L	95-
		B2500	V8-3.9L	95-
		B2500	V8-5.9L	95-
		B350	V8-5.2L	94-
		B350	V8-5.9L	92-94
		B3500	V8-5.2L	95-
		B3500	V8-5.9L	95-
PRESSURE	3BAR			
FLOW	≥ 90L/H			

FPA1158



CROSS REFERENCE	AIRTEX	E7161M		
APPLICATION	DODGE	RAM 1500 TRUCK	V8-5.9L	02-03
		RAM 1500 TRUCK	V8-4.7L	02-03
		RAM 1500 TRUCK	V6-3.7L	02-03
PRESSURE	3.0BAR			
FLOW	≥ 90L/H			

FPA1159



CROSS REFERENCE	CHERY	T11-1106610DA
APPLICATION	CHERY	TIGGO
PRESSURE	3BAR	
FLOW	≥ 100L/H	

FPA1153



CROSS REFERENCE	AIRTEX	E7065M		
APPLICATION	DODGE	RAM 1500 TRUCK	V8-5.9L	94-
		RAM 1500 TRUCK	V8-5.2L	94-
		RAM 1500 TRUCK	V6-3.9L	94-
		RAM 2500 TRUCK	V8-5.9L	94-
		RAM 2500 TRUCK	V8-5.2L	94-
		RAM 2500 TRUCK	V10-8.0L	94-
		RAM 1500 TRUCK	V8-5.9L	94-
		RAM 1500 TRUCK	V10-8.0L	94-
PRESSURE	3BAR			
FLOW	≥ 110L/H			

FPA1160



CROSS REFERENCE	CHERY	M11-1106610
APPLICATION	CHERY	A3
PRESSURE	3BAR	
FLOW	≥ 100L/H	

FPA1154



CROSS REFERENCE	AIRTEX	E7093M		
APPLICATION	DODGE	RAM 1500 TRUCK	V8-5.9L	96-97
		RAM 1500 TRUCK	V8-5.2L	96-97
		RAM 1500 TRUCK	V6-3.9L	96-97
		RAM 2500 TRUCK	V8-5.9L	96-97
		RAM 2500 TRUCK	V8-5.2L	96-
		RAM 2500 TRUCK	V10-8.0L	96-97
		RAM 3500 TRUCK	V8-5.9L	96-97
		RAM 3500 TRUCK	V10-8.0L	96-97
PRESSURE	3BAR			
FLOW	≥ 110L/H			

FPA1162



CROSS REFERENCE	CHERY	S12-1106610
APPLICATION	CHERY	A1
PRESSURE	3BAR	
FLOW	≥ 100L/H	

Fuel Pump Assy

Fuel Pump Assy

FPA1163



CROSS REFERENCE MARWAL 9670251480

APPLICATION CITROEN C4, Peugeot 306
 Peugeot 307, Peugeot 308

PRESSURE 3.5BAR
FLOW ≥80L/H

FPA1167



CROSS REFERENCE BOSCH F01R00S371
 DV61-9H307-ED

APPLICATION FORD KUGA 1.5T\ 1.6T\2.0T

PRESSURE 6.3 BAR
FLOW ≥70L/H

FPA1164



CROSS REFERENCE

APPLICATION RENAULT L90

PRESSURE 3.5 BAR
FLOW

FPA1168



CROSS REFERENCE BOSCH 0580200198
 CN15-9H307-CC

APPLICATION FORD ECO 1.5

PRESSURE 4 BAR
FLOW ≥65L/H

FPA1165



CROSS REFERENCE 9805806280 A2C80227700

APPLICATION PEUGEOT
 CITROEN M3M4A94
 C-Elysee 301

PRESSURE 3.8 BAR
FLOW ≥90L/H

FPA1170



CROSS REFERENCE A6364700094 A2C53337344
 6364701794

APPLICATION BENZ (639)

PRESSURE 3.8 BAR
FLOW ≥90L/H

FPA1166



CROSS REFERENCE 9651020380 A2C37019600

APPLICATION PEUGEOT 308 408
 C-Quatre EC5

PRESSURE 3.8 BAR
FLOW ≥90L/H

FPA1172



CROSS REFERENCE 7G91-9H307-AF
 A2C53140363

APPLICATION FORD MENDEO CHIA X

PRESSURE 4 BAR
FLOW ≥100L/H

FPA1173



CROSS REFERENCE

APPLICATION NISSAN
 PRESSURE 3 BAR
 FLOW ≥ 90L/H

FPA1177



CROSS REFERENCE S21-1106610BA

APPLICATION QRQ6472
 PRESSURE 3.5 BAR
 FLOW ≥ 100L/H

FPA1174



CROSS REFERENCE F01R00S187

APPLICATION ROEWE 350
 PRESSURE 3BAR
 FLOW ≥ 100L/H

FPA1178



CROSS REFERENCE A21-1106610

APPLICATION CHERY A5
 PRESSURE 4 BAR
 FLOW ≥ 90L/H

FPA1175



CROSS REFERENCE S11-1106610DA

APPLICATION CHERY QQ 0.8 2006-2009
 PRESSURE 3.5 BAR
 FLOW ≥ 90L/H

FPA1179



CROSS REFERENCE A11-1106610DA

APPLICATION CHERY COWIN
 CHERY FUWIN
 PRESSURE 3.5 BAR
 FLOW ≥ 90L/H

FPA1176



CROSS REFERENCE S21-1106610

APPLICATION QRQ6473
 PRESSURE 4 BAR
 FLOW ≥ 90L/H

FPA1180



CROSS REFERENCE A13-1106610

APPLICATION CHERY FUWIN 2
 PRESSURE 4 BAR
 FLOW ≥ 90L/H

Fuel Pump Assy

Fuel Pump Assy

FPA1181



CROSS REFERENCE B11-1106610DA
 APPLICATION CHERY EASTAR (CHINA MARKET)
 PRESSURE 3.8 BAR
 FLOW ≥ 90L/H

FPA1185



CROSS REFERENCE M11-1106610BA
 APPLICATION CHERY A3
 PRESSURE 4 BAR
 FLOW ≥ 90L/H

FPA1182



CROSS REFERENCE B11-1106610BA
 APPLICATION CHERY EASTAR
 PRESSURE 3.5 BAR
 FLOW ≥ 90L/H

FPA1186



CROSS REFERENCE J00-1106010
 APPLICATION CHERY QQ3 2013
 PRESSURE 4 BAR
 FLOW ≥ 90L/H

FPA1183



CROSS REFERENCE B14-1106610CA
 APPLICATION CHERY V5
 PRESSURE 4 BAR
 FLOW ≥ 90L/H

FPA1187



CROSS REFERENCE J51-1106010
 APPLICATION CHERY ARRIZO 3
 PRESSURE 4 BAR
 FLOW ≥ 90L/H

FPA1184



CROSS REFERENCE B21-1106610 2AN
 APPLICATION QR-G5
 PRESSURE 4 BAR
 FLOW ≥ 90L/H

FPA1188



CROSS REFERENCE S22-1106610
 APPLICATION CHERY YOUYA
 PRESSURE 3 BAR
 FLOW ≥ 100L/H

FPA1189



CROSS REFERENCE J42-1106010
 APPLICATION CHERY ARRIZO 7
 PRESSURE 4 BAR
 FLOW $\geq 90\text{L/H}$

FPA1208



CROSS REFERENCE
 APPLICATION MOTORCYCLE
 PRESSURE 2.8 BAR
 FLOW $\geq 30\text{L/H}$

FPA1190



CROSS REFERENCE S11-1106610AB
 APPLICATION CHERY QQ 0.8 (VDO)
 PRESSURE 3.5 BAR
 FLOW $\geq 100\text{L/H}$

FPA1209



CROSS REFERENCE 0580200018 8N61-9H307-LE
 APPLICATION MAZDA 3 11-14
 PRESSURE 3.8 BAR
 FLOW $\geq 60\text{L/H}$

FPA1198



CROSS REFERENCE 1123100BKZ08A
 APPLICATION HAVAL H6 1.5T/2.0
 PRESSURE 3.5 BAR
 FLOW $\geq 80\text{L/H}$

FPA1210



CROSS REFERENCE Z101-13-35 a
 APPLICATION MAZDA ALEGRO
 PRESSURE
 FLOW

FPA1207



CROSS REFERENCE 5D07 F 3C1
 APPLICATION MOTORCYCLE
 PRESSURE 3 BAR
 FLOW $\geq 20\text{L/H}$

FPA1211



CROSS REFERENCE 31110-25000
 APPLICATION HYUNDAI ACCENT
 PRESSURE 3 BAR
 FLOW $\geq 90\text{L/H}$

FPA1212



CROSS REFERENCE

APPLICATION SAVVY
 PRESSURE 3BAR
 FLOW ≥ 120L/H

FPA1216



CROSS REFERENCE

APPLICATION MAZDA
 PRESSURE 4BAR
 FLOW ≥ 90L/H

FPA1213



CROSS REFERENCE SUZUKI 15100D56K10C000
 BOSCH F01R00S262

APPLICATION SUZUKI SX4 1.6L

PRESSURE
 FLOW

FPA1217



CROSS REFERENCE BMW 743975-12
 BOSCH 0580200090

APPLICATION BMW 5 Serie

PRESSURE
 FLOW

FPA1214



CROSS REFERENCE 15100-62L01-000
 BOSCH F01R00S215

APPLICATION ALTO

PRESSURE
 FLOW

FPA1218



CROSS REFERENCE GM 20936329
 BOSCH F00HK00642
 GMT 900 26G ERFS E85

APPLICATION GM

PRESSURE
 FLOW

FPA1215



CROSS REFERENCE 15100-66M00
 BOSCH F01RB0S438

APPLICATION SUZUKI S-CROSS

PRESSURE
 FLOW

FPA1219



CROSS REFERENCE 1S60-9H307-AD

APPLICATION FORD

PRESSURE
 FLOW

Fuel Pump Assy

Fuel Pump Assy

FPA1220



CROSS REFERENCE

APPLICATION PEUGEOT 206

PRESSURE
FLOW

FPA1231



CROSS REFERENCE

13503369
F01R00S296

APPLICATION CHEVROLET CRUZE

PRESSURE 3.5 BAR
FLOW ≥ 90L/H

FPA1221



CROSS REFERENCE 357 906 091A

APPLICATION B3

PRESSURE
FLOW

FPA1232



CROSS REFERENCE 77020-0D030-B

APPLICATION VIZI, VELA

PRESSURE 4 BAR
FLOW ≥ 90L/H

FPA1223



CROSS REFERENCE ED8G-9H307-AB

APPLICATION FORD ESCORT

PRESSURE 380 a
FLOW ≥ 70L/H

FPA1236



CROSS REFERENCE F01R00S067

APPLICATION CITROEN TRIUMPH
C-QUATRE EC5

PRESSURE 3.5 BAR
FLOW ≥ 90L/H

FPA1228



CROSS REFERENCE 0986 580 936
1GD 919 051B

APPLICATION VW ETTA FL3

PRESSURE 4 BAR
FLOW ≥ 90L/H

FPA1237



CROSS REFERENCE 96553785

APPLICATION CHEVROLET E tate Nubira
O tra Wagon 1.6L 2005-

PRESSURE
FLOW

FPA1238



CROSS REFERENCE

APPLICATION POLYMER TIBA

PRESSURE 3 BAR
 FLOW ≥75L/H

FPA1242



CROSS REFERENCE

E2541M
 DL34-9H307-CB

APPLICATION 11-14 Ford F-150 5.0L-V8

PRESSURE 4BAR
 FLOW ≥160L/H

FPA1239



CROSS REFERENCE

96464637

APPLICATION Chevrolet Matiz 0.8L 1.0L_>2005

PRESSURE 3.8BAR
 FLOW ≥90L/H

FPA1243



CROSS REFERENCE

E2530M
 DL34-9H307-GB

APPLICATION 11-14 Ford F-150 3.7L-V6

PRESSURE 4.8BAR
 FLOW ≥140L/H

FPA1240



CROSS REFERENCE

APPLICATION

PRESSURE 3BAR
 FLOW ≥90L/H

FPA1244



CROSS REFERENCE

E2584M
 FL14-9H307-AC

APPLICATION

PRESSURE 4.5BAR
 FLOW ≥150L/H

FPA1241



CROSS REFERENCE

E8855M

APPLICATION Nissan Versa 1.6L 1.4L 2007-2012

PRESSURE 400KPa
 FLOW ≥90L/H

FPA1245



CROSS REFERENCE

E2583M
 DL14-9H307-AB

APPLICATION FORD F-350 F-450 F-550
 SUPERDUTY 2011-2014

PRESSURE 400KPa
 FLOW ≥160L/H

Fuel Pump Assy

Fuel Pump Assy

FPA1248



EEEE 980593268000
 Peugeot M44/A94 Euro6
 EE

FPA1252



EEEE 31110-2W400
 Hyundai Santa Fe 2.4
 EE 5 BAR
 ≥90L/H

FPA1249



EEEE 31110-B3000
 Hyundai Mistra
 EE 3.5BAR
 ≥90L/H

FPA1253



EEEE 31110-2B000
 Hyundai Santa Fe 2.7
 EE

FPA1250



EEEE 31110-C9000
 KIA SORENTO 15 (2014-)
 EE 3.5BAR
 ≥80L/H

FPA1254



EEEE 31110-2P000
 Hyundai TUCSON (JM) ,2.0L/2.7L, 2004/08 - 2010/03 ;
 KIA SORENTO (XM) ,2.4L, 2009/11 - ;
 KIA Sportage 2.0L/2.7L,2004/09-
 EE 3.5 BAR
 ≥80L/H

FPA1251



EEEE 31110-2W700
 Hyundai IX45 2.0L
 EE 500BAR
 ≥90L/H

FPA1255



EEEE 1123100XSZ08A
 Great Wall H2
 EE

Fuel Pump Assy

Fuel Pump Assy

FPA1256



EEEE

1123100AKZ08A

Great Wall H6 1.5T (MARWAL)

EE

FPA1275



EEEE

PW2051

Venucia T70

EE

FPA1257



EEEE

1123100XJZ08A

Great Wall Voleex C50

EE

FPA1276



EEEE

17040-2FK0A

Venucia R30

EE

FPA1258



EEEE

1123100CKZ08A

Great Wall Hover H6

EE

FPA1277



EEEE

17040-2F00A

Venucia D50

EE

3.5 BAR
 ≥80L/H

FPA1274



EEEE

17202-9295R

Renault Fluence

EE

FPA1278



EEEE

17040-3TS0B

Nissan Neo Teana 2013

EE

FPA1279



CROSS REFERENCE 17040-JX30A

APPLICATION Nissan Nv200

PRESSURE 3.5BAR
 FLOW ≥80L/H

FPA1283



CROSS REFERENCE 17045-SYJ-000

APPLICATION Honda Elysion 2013

PRESSURE
 FLOW

FPA1280




CROSS REFERENCE 17708-T6P-H01-M1

APPLICATION Honda Crider

PRESSURE
 FLOW

FPA1284



CROSS REFERENCE 17045-SFE-H50
 17708-SFE-932-M1

APPLICATION Honda Odyssey Rb1

PRESSURE
 FLOW

FPA1281



CROSS REFERENCE 17048-SNA-000
 17708-SNV-000

APPLICATION Honda Civic Fancy Fa1

PRESSURE
 FLOW

FPA1285



CROSS REFERENCE 17708-T6A-003
 17045-T6A-A00

APPLICATION Odyssey 2015

PRESSURE
 FLOW

FPA1282



CROSS REFERENCE 17708-SWA-000
 17045-SWR-H00

APPLICATION Honda CRV new RE2(08-11)

PRESSURE
 FLOW

FPA1286



CROSS REFERENCE 96298305

APPLICATION Daewoo Matiz M150

PRESSURE
 FLOW

Fuel Pump Assy

Fuel Pump Assy

FPA1287



EEEE BOSCH 0580 200 028
 172022485R
 Renault Fluence 2012
 EE 3.5BAR
 ≥100L/H

FPA1298



EEEE 101962-6310
 EE

FPA1288



EEEE AG9N-9H307-CF
 A2C80771100
 Ford Mondeo 2.0T
 EE 8BAR
 ≥25L/H

FPA1299



EEEE 17040-4BB2A
 F01R00S413
 96302-1301R
 Renault Correga
 EE

FPA1289



EEEE GR23-9H307-JD
 Ford Taurus
 EE

FPA1300



EEEE 13582421 13503108a
 13588158 13583142
 Chevy Cruze 2015
 EE 5.5BAR
 ≥80L/H

FPA1295



EEEE 15776408 1359 4900
 NGE F01R0S553
 Cruz PC-PD
 EE 4BAR
 ≥95L/H

FPA1301



EEEE 77020-0E020
 Highlander Rx350
 EE

Fuel Pump Assy

Fuel Pump Assy

FPA1302



CROSS REFERENCE 77020-0E050

APPLICATION To ota Hig lan er 2.7L

PRESSURE
FLOW

FPA1306



CROSS REFERENCE 77020-60441
77020-35151
77020-04061

APPLICATION To ota Tacoma V6 08 16

PRESSURE
FLOW

FPA1303



CROSS REFERENCE 77020-0D040

APPLICATION To ota VIOS 08 1 1 YARIS

PRESSURE
FLOW

FPA1307



CROSS REFERENCE 1611 2752 287

APPLICATION BENZ Mini R56

PRESSURE
FLOW

FPA1304



CROSS REFERENCE 77020-0D180

APPLICATION To ota Vio 12 16

PRESSURE
FLOW

FPA1308



CROSS REFERENCE 1611 7363 072
0580 200 716

APPLICATION BMW F18

PRESSURE
FLOW

FPA1305



CROSS REFERENCE 77020-04071
77020-30150

APPLICATION To ota Tacoma V6 05 13

PRESSURE
FLOW

FPA1309



CROSS REFERENCE 166 470 1794

APPLICATION MB W166 MI350

PRESSURE
FLOW

Fuel Pump Assy

Fuel Pump Assy

FPA1310



CROSS REFERENCE 169 470 1694
7.05061.06.0

APPLICATION MB CLASSE B (W245)

PRESSURE
FLOW

FPA1314



CROSS REFERENCE 451 470 0494
A2C53339983

APPLICATION MB SMART FORTWO Cou e (451)1.0

PRESSURE
FLOW

FPA1311



CROSS REFERENCE 205 470 1594

APPLICATION MB C Cla W205 350e

PRESSURE
FLOW

FPA1315



CROSS REFERENCE 639 470 1494
228 235 008 001

APPLICATION MB VIANO CDI 2.2 09/2003 -

PRESSURE
FLOW

FPA1312



CROSS REFERENCE 222 470 0094

APPLICATION MB S-KLASSE W222 S 500

PRESSURE
FLOW

FPA1316



CROSS REFERENCE 205 170 4900

APPLICATION BENZ 205 / C-CLASS

PRESSURE
FLOW

FPA1313



CROSS REFERENCE 246 470 0994

APPLICATION MB cla e A W176, B W246, CLA W117

PRESSURE
FLOW

FPA1317



CROSS REFERENCE LR038601
A2C3179900Z

APPLICATION Lan Rover Freelan er2 3.2L

PRESSURE
FLOW

Fuel Pump Assy

Fuel Pump Assy

FPA1318



EEEE 1101102-A01
 Zotye Z300
 EE

FPA1322



EEEE 31110-4L000
 Kia Rio 2011-2015
 EE

FPA1319



EEEE 77020-OK150
 Toyota Hilux
 EE

FPA1323



EEEE E7198M
 Dodge Dakota
 EE 4BAR
 ≥80L/H

FPA1320



EEEE 3CD 919 051C
 A2C53300897
 VW Magotan 1.8T
 EE

FPA1324



EEEE E7199M
 Jeep Liberty L4-2.4L 2005
 EE 4BAR
 ≥70L/H

FPA1321



EEEE 180 919 051D
 VW Lavida 1.4
 EE 4BAR
 ≥90L/H

FPA1325



EEEE S11-1106610AB
 Chery QQ3 0.8L/1.0L
 EE 3BAR
 ≥120L/H

Fuel Pump Assy

Fuel Pump Assy

FPA1326



EEEE

E7195M

Dodge Grand Caravan V6-3.3 06-07

EE

3.5BAR
 ≥80L/H

FPA1330



EEEE

IS6U-9H307-AD

FORD

EE

FPA1327



EEEE

E7190M

Chrysler Pt Cruiser 2.4 04-09

EE

4BAR
 ≥70L/H

FPA1331



EEEE

311102P900

KIA SORENTO 2.2L AUTO 2009-2012

EE

FPA1328



EEEE

E7200M

JEEP Wrangler 05-06

EE

4BAR
 ≥80L/H

FPA1332



EEEE

13582546

GM

EE

3.8BAR
 ≥80L/H

FPA1329



EEEE

1611 7279 361

BMW

EE

FPA1333



EEEE

13579020
 13503108a

GM cruze 2013

EE

3.8BAR
 ≥80L/H

FPA1334



CROSS REFERENCE 17040-AX01A

APPLICATION Ni an

PRESSURE 4BAR
 FLOW ≥ 90L/H

FPA1338



CROSS REFERENCE 167-KVS-603

APPLICATION Hon a CG 150

PRESSURE
 FLOW

FPA1335



CROSS REFERENCE

APPLICATION MOTORCYCLE

PRESSURE 3BAR
 FLOW ≥ 20L/H

FPA1339



CROSS REFERENCE

APPLICATION MOTORCYCLE Et l alco ol

PRESSURE
 FLOW

FPA1336



CROSS REFERENCE

APPLICATION MOTORCYCLE Et l alco ol

PRESSURE
 FLOW

FPA1340



CROSS REFERENCE

APPLICATION MOTORCYCLE Et l alco ol

PRESSURE
 FLOW

FPA1337



CROSS REFERENCE 1670-KVS-601

APPLICATION MOTORCYCLE GASOLINE

PRESSURE
 FLOW

FPA1341



CROSS REFERENCE 16700-KSS-B31

APPLICATION Hon a C125 BIZ

PRESSURE
 FLOW

Fuel Pump Assy

Fuel Pump Assy

FPA1342



EEEE
 MOTORCYCLE
 EE

FPA1346



EEEE 17040-3DA0A
 Nissan TIDA
 EE

FPA1343



EEEE 172022440R
 DACIA LODGY 1.2 TCE 2014
 EE 4.5BAR
 ≥120L H

FPA1347



EEEE 31110-F0000
 Hyundai
 EE

FPA1344



EEEE 1754799 BV61-9H307-JA
 0580200065
 Ford Focus III 1.6 2011-
 EE 4.5BAR
 ≥80L H

FPA1348



EEEE 31110-C3500
 Hyundai Sonata
 EE

FPA1345



EEEE 31110-3X500
 Hyundai Elantra
 EE 3.6BAR
 ≥100 L H

FPA1349



EEEE 31110-F9000
 Hyundai Verna
 EE 3.5BAR
 ≥90L H

Fuel Pump Assy

Fuel Pump Assy

FPA1350



EEEE 17040-
 Nissan LIVINA
 EE 3.5BAR
 ≥90L H

FPA1354



EEEE 1106010U1510
 JAC Refine
 EE 4BAR
 ≥90L H

FPA1351



EEEE L1123100
 Lifan 520
 EE

FPA1355



EEEE 90804260
 Buick Excelle
 EE 4BAR
 ≥80L H

FPA1352



EEEE S1123100
 Lifan X60
 EE 4BAR
 ≥90L H

FPA1356



EEEE GM13588469
 A2C94979600
 Cadillac X15
 EE

FPA1353



EEEE J00-1106010BA
 Chery QQ3
 EE 4BAR
 ≥90L H

FPA1357



EEEE 84100549
 Buick LaCrosse 16
 CHEVY Malibu
 EE

Fuel Pump Assy

Fuel Pump Assy

FPA1358



EEEE Buick Verano
 Buick Verano
 EE 4BAR
 ≥90

FPA1362



EEEE T11-1106610DA
 F01R00S442
 Chery Tiggo 1,6-2,0
 EE 4BAR
 ≥90

FPA1359



EEEE 13584028
 Buick Envision
 EE 5.5BAR
 ≥90

FPA1363



EEEE S18D-1106610
 F01R00S197
 Chery X1
 EE 4BAR
 ≥90

FPA1360



EEEE 13579250 13592387
 Buick Encore Quattro
 EE 4BAR
 ≥90

FPA1364



EEEE J43-1106010
 F01R00S325
 Chery
 EE 4BAR
 ≥90

FPA1361



EEEE 13579251 13592381
 Buick Encore
 EE 4BAR
 ≥90

FPA1365



EEEE E7141M
 Chrysler
 EE

FPA1366



CROSS REFERENCE 16700-KWT-905 167-KRE-B06

APPLICATION Hon a Bro 150

PRESSURE
FLOW

FPA1370



CROSS REFERENCE 170409U01C

APPLICATION Ni an Ju e(F15) 1 1-

PRESSURE 3.5BAR
FLOW \geq 80L/H

FPA1367



CROSS REFERENCE E8757M
77020-0C082

APPLICATION TOYOTA TACOMA 2005-2011

PRESSURE
FLOW

FPA1371



CROSS REFERENCE 7702002070
0580313085

APPLICATION To ota Aven i 2 03-08

PRESSURE 3.24BAR
FLOW \geq 100L/H

FPA1368



CROSS REFERENCE 17040CH000
170409EH0B

APPLICATION Ni an Tii a 1 (C11) 04-14

PRESSURE 3.5BAR
FLOW \geq 80L/H

FPA1372



CROSS REFERENCE 17040-AV710
0580313101

APPLICATION Ni an Primera

PRESSURE 3.5BAR
FLOW \geq 90L/H

FPA1369



CROSS REFERENCE 17040CG000 17040CG00B

APPLICATION In initi FX(S50) 03-07

PRESSURE 3.5BAR
FLOW \geq 90L/H

FPA1375



CROSS REFERENCE 25060-VW00A

APPLICATION NISSAN URVAN 02 -07

PRESSURE
FLOW

FPA2005



CROSS REFERENCE 13577664 E4074M

APPLICATION B R

PRESSURE 6BAR
 FLOW ≥90L/H

FPA2006



CROSS REFERENCE COAVIS 13575958

APPLICATION CHEVY SONIC

PRESSURE 6BAR
 FLOW ≥90L/H

FPA2007



CROSS REFERENCE PSA 1525.A7

APPLICATION PEUGEOT 306

PRESSURE 3BAR
 FLOW ≥120L/H

FPA2008



CROSS REFERENCE PSA 1525.A7

APPLICATION BEAUTIFUL GEN-2

PRESSURE 3BAR
 FLOW ≥110L/H

FPA2009



CROSS REFERENCE PSA 1525.77

APPLICATION PEUGEOT 806

PRESSURE 3BAR
 FLOW ≥ 120L/H

FPA2010



CROSS REFERENCE 897 943 1830
 898 159 3600

APPLICATION HAFEI ISUU RODEO LSE
 D-MAX PICKUP 04-05

PRESSURE 3BAR
 FLOW ≥ 110L/H

FPA2011



CROSS REFERENCE GM 25176865, 25345026
 DELPHI FG0407
 AC DELCO MU86, MU1089
 WALBRO TU432
 AIRTEX E3500M

APPLICATION CHEVROLET C1500 PICKUP 4.3L/5.0L/5.7L 97-99
 C2500 PICKUP 5.1L/5.7L/7.4L 98-00
 C31500 PICKUP 5.7L 98-00
 PLYMOUTH TRUCK, PICK UP 99-03

PRESSURE 3BAR
 FLOW ≥ 100L/H

FPA2012



CROSS REFERENCE AP4-1005-M

APPLICATION CHEYENNE SILVERADO

PRESSURE 3BAR
 FLOW ≥ 120L/H

Fuel Pump Assy

Fuel Pump Assy

FPA2013



CROSS REFERENCE	VW	1J0 919 051H, 1J0 919 051B, 1J0 919 051C, 1J0 919 051D, 1J0 919 087C, 1J0 919 087D, 1J0 919 087J, 1J0 919 087H, 7M3 919 051A, 6X0 919 051C, 7M0 919 051J, 7M3 919 051, 6X0 919 056E, 6X0 919 056G, 6X0 919 087B, 7M0 919 051H, 6X0 919 056 1094199-96VW 9H307BB-96VW 9H307CB-
APPLICATION	FORO	Ym21 9H307 CA-YM21 9H307DA
	VDO	228 233 001 003Z
	AIRTEX	E8424
	AUDI	A3(8L1) 1.6L 09.96-08.00 A3(8L1) 1.8L 09.96- A3(8L1) 1.8T 12.96- A3(8L1) 1.8T 12.98-
	SKODA	OCRAVIAA3(1U2) 1.6L 09.96-08.00 OCRAVIAA3(1U2) 1.6L 02.97- OCRAVIAA3(1U2) 1.8T 09.96- OCRAVIAA3 Combi(1U5) 1.8T 08.97- OCRAVIAA3 Combi(1U5) 1.6L 07.98- OCRAVIAA3 Combi(1U5) 1.8T 20V 07.98- OCRAVIAA3 Combi(1U5) 1.8T 07.98-
	VW	BORA(1J2) 1.6L 09.96-08.00 BORA(1J2) 1.8L 09.96- BORA(1J2) 1.8T 12.96- BORA(1J2) 4motion 1.8T 12.98- BORA(1J2) 2.3L V5 10.98-10.00 BORA(1J2) 2.3L 12.98-10.00 BORA(1J2) V5 4motion 1.8L 03.99-05.05 BORA(1J2) V5 4motion 1.6L 05.99-05.05 BORA(1J6) 2.0L 05.99-05.05 BORA(1J6) 2.3L V5 05.99-10.00 BORA(1J6) 2.3 05.99-10.00 BORA(1J2) V5 4motion 1.6L 10.99-09.00 NEW BEETLE (9C,1C1) 1.8T 10.99- NEW BEETLE (9C,1C1) 2.0 01.98-

PRESSURE 3BAR
FLOW ≥ 100L/H

FPA2014



CROSS REFERENCE	FORD-FIESTA	0580 314006 2S65-9H307-AB
APPLICATION	BOSCH	FORD-FIESTA 1.6L
PRESSURE	3BAR	
FLOW	≥ 100L/H	

FPA2015



CROSS REFERENCE	DELPHI	Fg0071
	AIRTEX	E3953M
APPLICATION	CHEVROLET	BLAZER V6-4.3L 97-98
	GMC	JIMMY V6-4.3L 97-98
	OLDSMOBILE	BRAVADA V6-4.3L 97-98
PRESSURE	3BAR	
FLOW	≥ 100L/H	

FPA2018



CROSS REFERENCE		
APPLICATION	CHINA-JINBEI	
PRESSURE	3BAR	
FLOW	≥ 90L/H	

FPA2022



CROSS REFERENCE	VDO	6G9N-9H307-DC
APPLICATION	VOLVO	S80
PRESSURE	3BAR	
FLOW	≥ 100L/H	

FPA2023



CROSS REFERENCE		0050350051
	VDO	6G9N-9H307-ED
	VOLVO	31274618
APPLICATION	VOLVO	XC60
PRESSURE	3BAR	
FLOW	≥ 100L/H	

FPA2024



CROSS REFERENCE 1 582 980 137
 VOLVO 30261742

APPLICATION VOLVO S80

PRESSURE 3BAR
FLOW ≥ 100L/H

FPA2028



CROSS REFERENCE 4F0 919 051 BA

APPLICATION AUDI A6L 2.0L

PRESSURE 3BAR
FLOW ≥ 100L/H

FPA2025



CROSS REFERENCE 0580CNI028

APPLICATION CHEVROLET SAIL

PRESSURE 3BAR
FLOW ≥ 100L/H

FPA2029



CROSS REFERENCE A2C5317/381

APPLICATION AUDI A4L 2.0L

PRESSURE 3BAR
FLOW ≥ 100L/H

FPA2026



CROSS REFERENCE 96640523

APPLICATION CHEVROLET EPICA

PRESSURE 3BAR
FLOW ≥ 100L/H

FPA2030



CROSS REFERENCE A2C53112352

APPLICATION BMW MINI

PRESSURE 3BAR
FLOW ≥ 100L/H

FPA2027



CROSS REFERENCE VDO A2C53065347
 OEM 4F0 919 051H

APPLICATION AUDI A6L 2.4L

PRESSURE 3BAR
FLOW ≥ 100L/H

FPA2031



CROSS REFERENCE BMW 16117207599

APPLICATION BMW X5, X6

PRESSURE 3BAR
FLOW ≥ 100L/H

Fuel Pump Assy

Fuel Pump Assy

FPA2032



CROSS REFERENCE 71800414 250706
 APPLICATION BMW 7 SERIES
 PRESSURE 3BAR
 FLOW ≥ 100L/H

FPA2037



CROSS REFERENCE BENZ A2514700994, A2C53171986
 APPLICATION R CLASS, ML350
 PRESSURE 4BAR
 FLOW ≥ 110L/H

FPA2033



CROSS REFERENCE 998077
 APPLICATION BMW X5
 PRESSURE 3BAR
 FLOW ≥ 100L/H

FPA2038



CROSS REFERENCE BENZ A2044701394, A2C53384482
 APPLICATION E-CLASS, C-CLASS
 PRESSURE 4BAR
 FLOW ≥ 100L/H

FPA2034



CROSS REFERENCE BOSCH 0580314541
 APPLICATION BMW 5 SERIES
 PRESSURE 3BAR
 FLOW ≥ 100L/H

FPA2039



CROSS REFERENCE BENZ A2044700294
 APPLICATION E-CLASS
 PRESSURE 4BAR
 FLOW ≥ 100L/H

FPA2036



CROSS REFERENCE BOSCH A2C53285495
 APPLICATION BENZ R CLASS, ML350
 PRESSURE 4BAR
 FLOW ≥ 130L/H

FPA2040



CROSS REFERENCE A1644702194, A2C53285495
 APPLICATION BENZ E-CLASS
 PRESSURE 4BAR
 FLOW ≥ 160L/H

Fuel Pump Assy

Fuel Pump Assy

FPA2041



CROSS REFERENCE 1106010-M1103
 APPLICATION NISSAN SUCCE
 PRESSURE 3BAR
 FLOW $\geq 100\text{L/H}$

FPA2045



CROSS REFERENCE BOSCH F01R00S084
 APPLICATION ROEWE 750
 PRESSURE 3BAR
 FLOW $\geq 100\text{L/H}$

FPA2042



CROSS REFERENCE 15100-77L02
 APPLICATION SUZUKI SWIFT
 PRESSURE 3BAR
 FLOW $\geq 100\text{L/H}$

FPA2047



CROSS REFERENCE A2C53406895
 APPLICATION MG MG3
 PRESSURE 4BAR
 FLOW $\geq 100\text{L/H}$

FPA2043



CROSS REFERENCE FOIROOS067
 APPLICATION CITROEN C-TRIOMPHE
 PRESSURE 3BAR
 FLOW $\geq 100\text{L/H}$

FPA2048



CROSS REFERENCE
 APPLICATION BESTURE B50
 PRESSURE 3BAR
 FLOW $\geq 100\text{L/H}$

FPA2044



CROSS REFERENCE 9634655980
 APPLICATION CITROEN XSARAS
 PRESSURE 3BAR
 FLOW $\geq 100\text{L/H}$

FPA2049



CROSS REFERENCE
 APPLICATION FAMILY II FD DE
 PRESSURE 3BAR
 FLOW $\geq 100\text{L/H}$

Fuel Pump Assy

Fuel Pump Assy

FPA2051



CROSS REFERENCE BOSCH 0580CN1026
 APPLICATION FORD FIESTA (OLD)
 PRESSURE 3BAR
 FLOW $\geq 110L/H$

FPA2055



CROSS REFERENCE VW 1KD 919 051A, A2C53303817
 APPLICATION VOLKSWAGEN SAGITAR
 SKODA OCTAVIA
 PRESSURE 4BAR
 FLOW $\geq 100L/H$

FPA2052



CROSS REFERENCE
 APPLICATION PASSAT B5
 PRESSURE 4BAR
 FLOW $\geq 100L/H$

FPA2056



CROSS REFERENCE A2C53303818
 APPLICATION VOLKSWAGEN GOLF 6
 SAGITAR 1.8T
 PRESSURE 4BAR
 FLOW $\geq 100L/H$

FPA2053



CROSS REFERENCE VW A2C53358904
 APPLICATION VOLKSWAGEN TIGUAN
 PRESSURE 4BAR
 FLOW $\geq 100L/H$

FPA2057



CROSS REFERENCE A2C53338746
 APPLICATION SKODA SUPERB
 PRESSURE 4BAR
 FLOW $\geq 100L/H$

FPA2054



CROSS REFERENCE BOSCH 0580313127
 APPLICATION VOLKSWAGEN SANTANA
 PRESSURE 3BAR
 FLOW $\geq 100L/H$

FPA2058



CROSS REFERENCE VDO A2C53287370
 APPLICATION VOLKSWAGEN TOURAN
 PRESSURE 4BAR
 FLOW $\geq 100L/H$

Fuel Pump Assy

Fuel Pump Assy

FPA2059



CROSS REFERENCE F01R00S105

APPLICATION

PRESSURE 3BAR
FLOW ≥ 100L/H

FPA2064



CROSS REFERENCE DELPHI FG0086
AIRTEX E3947M

APPLICATION

CHEVROLET	C1500	V6-4.3L	97-98
	C1500	V8-5.7L	98-99
	C1500	V8-5.0L	98-99
	C2500	V8-7.4L	98-00
	C2500	V8-5.7L	98-00
	C2500	V8-5.0L	1998
	C3500	V8-7.4L	98-00
	C3500	V8-5.7L	98-00
	K1500	V6-4.3L	97-98
	K1500	V8-5.0L	98-99
	K2500	V8-5.0L	98-
	K2500	V8-5.7L	00-
	K3500	V8-7.4L	00-
	K3500	V8-5.7L	00-
	K1500 PICKUP, 262(4.3L)		97-98
TRUCK	K1500 PICKUP, 350(5.0L)		98-
	K1500 PICKUP, 350(5.0L)(M)350(5.7L)		99-
	K1500 PICKUP, 350(5.7L)		98-
	K1500 PICKUP, 350(5.7L) 454(7.4L)(J)		99-
	K2500 PICKUP, 350(5.0L)		98-
	K2500 PICKUP, 350(5.7L)		98-
	K2500 PICKUP, 350(5.7L)		00-

PRESSURE 3BAR
FLOW ≥ 100L/H

FPA2062



CROSS REFERENCE A2C53042690

APPLICATION CHRYSLER 300C

PRESSURE 4BAR
FLOW ≥ 100L/H

FPA2065



CROSS REFERENCE DELPHI Fg0072
CHEVROLET E3954M

APPLICATION

GMC	BLAZER	V6-4.3L	97-02
	JIMMY	V6-4.3L	97-01

PRESSURE 3BAR
FLOW ≥ 100L/H

FPA2063



CROSS REFERENCE

APPLICATION BENZ ML350

PRESSURE 4BAR
FLOW ≥ 100L/H

FPA2067



CROSS REFERENCE PSA, 51755697

APPLICATION

FIAT	DOBLO		
	DOBLO CARGO		

PRESSURE 3BAR
FLOW ≥ 100L/H

Fuel Pump Assy

Fuel Pump Assy

FPA2068



CROSS REFERENCE 77020-35072
APPLICATION TOYOTA
PRESSURE 4BAR
FLOW ≥ 120L/H

FPA2072



CROSS REFERENCE PW826330 / F01R 00S 141
APPLICATION GM BLM
PRESSURE 3BAR
FLOW ≥ 100L/H

FPA2069



CROSS REFERENCE DELPHI FG0049
AIRTEX E3914M
APPLICATION CHEVROLET CAVALIER L4-2.3L 95-
CAVALIER L4-2.3L 95-
PONTIAC SUNFIRE L4-2.3L 95-
SUNFIRE L4-2.3L 95-
PRESSURE 3BAR
FLOW ≥ 90L/H

FPA2073



CROSS REFERENCE E10547M EFP1802
986580402 22102 1106355
APPLICATION FIAT FORD-FOCUS-2003
FORD-FOCUS-2004
PRESSURE 3BAR
FLOW ≥ 100L/H

FPA2070



CROSS REFERENCE DELPHI FG0170
AIRTEX E3919M
APPLICATION BUICK SKYLARK V6-3.1L 96-98
SKYLARK L4-2.4L 96-98
CHEVROLET CAVALIER L4-2.4L 96-98
CAVALIER L4-2.2L 96-98
OLDSMOBILE ACHIEVE V6-3.1L 96-98
ACHIEVE L4-2.4L 96-98
PONTIAC GRAND AM V6-3.1L 96-98
GRAND AM L4-2.4L 96-98
SUNFIRE L4-2.4L 96-98
SUNFIRE L4-2.4L 96-98
PRESSURE 3BAR
FLOW ≥ 90L/H

FPA2074



CROSS REFERENCE AC DELCO MU111, MU1062
DELPHI FG0070
WALBRO TU402
BM 25178730
AIRTEX E3952M
APPLICATION CHEVROLET S10 4.3L 97-02
S15 SONOMA 4.3L 97-02
PICKUP 4.3L 97-02
ISUZU HOMBRE 262 4.3L 97-02
PRESSURE 3BAR
FLOW ≥ 100L/H

FPA2071



CROSS REFERENCE MU138, E3932M
APPLICATION GM CHEVROLET-TAHOE-1997
GMC-YUKON-1997
PRESSURE 3BAR
FLOW ≥ 100L/H

FPA2075



CROSS REFERENCE DELPHI FG0030
AIRTEX E3925M
APPLICATION AC DELCO MU13
CHEVROLET BLAZER
GMC JIMMY
OLDSMOBILE BRAVADA V6-4.3L 96-
PRESSURE 3BAR
FLOW ≥ 90L/H

Fuel Pump Assy

Fuel Pump Assy

FPA2076



CROSS REFERENCE	AC DELCO	MU1806, MU224		
	DELPHI	FG0148		
	AIRTEX	E3372M		
APPLICATION	CHEVY	VENTURE VAN 207	3.4L	98-01
	OLDSMOBILE	SILHOURTTE 207	3.4L	98-01
	PONTIAC	MONTANA 207	3.4L	98-01
		TRANSPORT VAN 207	3.4L	98-
PRESSURE	3BAR			
FLOW	≥ 105L/H			

FPA2077



CROSS REFERENCE	E3943M, DELPHI	FG0069		
APPLICATION	GM	CHEVROLET-S10-2000, GMC-SONOMA-2000		
PRESSURE	3BAR			
FLOW	≥ 100L/H			

FPA2078



CROSS REFERENCE	AC DELCO	MU85, MU1733		
	DELPHI	FG0052		
	GM	25176789		
	AIRTEX	R3992M		
APPLICATION	CHEVROLET	S10 BLAZER	4.3L	98-05
	GMC	S15 JIMMY	4.3L	99-01
	OLDSMOBILE	BRAVADA	4.3L	99-01
PRESSURE	3BAR			
FLOW	≥ 140L/H			

FPA2079



CROSS REFERENCE	E3500M,9535103, 67305, TCF, FG0053, P74835M, 19153711			
APPLICATION	CHEVROLET	SILVERADO 1500-2004		
PRESSURE	3BAR			
FLOW	≥ 100L/H			

FPA2080



CROSS REFERENCE	DELPHI	Fg0099			
	AIRTEX	E3971M			
APPLICATION	CHEVROLET	EXPRESS 1500	V8-5.7L	98-02	
		EXPRESS 1500	V8-5.0L	98-02	
		EXPRESS 1500	V6-4.3L	98-02	
		EXPRESS 2500	V8-5.7L	98-02	
		EXPRESS 2500	V8-5.0L	98-02	
		EXPRESS 2500	V6-4.3L	98-02	
		EXPRESS 3500	V8-7.4L	98-00	
		EXPRESS 3500	V8-8.1L	01-02	
		EXPRESS 3500	V8-5.7L	98-02	
		EXPRESS 3500VAN,454(7.4L)		99-	
		EXPRESS 3500VAN,350(5.0L)		98-	
		EXPRESS 3500VAN,350(5.7L)		98-	
	TRUCK	G10/1500 VAN,350(5.0L)		98-	
		G10/1500 VAN,350(5.7L)		98-	
		G20/2500 VAN,350(5.0L)		98-	
		G20/2500 VAN,350(5.7L)		98-	
		G30/3500 VAN,350(5.0L)(M)		98-	
		G30/3500 VAN,350(5.7L)		98-	
		G30/3500 VAN,350(5.0L)(J)		98-	
		G30/3500 VAN,350(5.0L)		98-	
		GMC	SAVANA 1500	V8-5.7L	00-01
			SAVANA 1500	V8-5.0L	99-01
			SAVANA 1500	V6-4.3L	98-02
			SAVANA 2500	V8-5.0L	99-01
SAVANA 2500	V6-4.3L		98-02		
SAVANA 2500	V8-5.7L		99-		
SAVANA 3500	V8-7.4L	98-00			
SAVANA 3500	V8-8.1L	01-02			

PRESSURE	3BAR
FLOW	≥ 90L/H

FPA2081



CROSS REFERENCE	DELPHI	Fg0151		
	ARITEX	E3973M		
APPLICATION	BUICK	REGAL	V6-3.8L	98-99
	PONTIAC	GRAD PRIX	V6-3.8L	98-00
PRESSURE	3BAR			
FLOW	≥ 110L/H			

Fuel Pump Assy

Fuel Pump Assy

FPA2082



CROSS REFERENCE	AC DELCO	MU158, MU162		
	DELPHI	FG0100 ,FG0098		
	WALBRO	TU418		
	AIRTEX	E3966M		
APPLICATION	CHEVROLET/GMC	G SERIES VAN 262	4.3L	97-02
		G SERIES VAN 305	5.0L	97-02
		G SERIES VAN 350	5.7L	97-02
		G SERIES VAN 454	7.4L	97-02
		G SERIES VAN 496	8.1L	97-02
PRESSURE FLOW	3BAR			
	≥ 130L/H			

FPA2085



CROSS REFERENCE	AC DELCO	Mu149, MU1777		
	DILPHI	FG0089		
	AIRTEX	E3972M		
APPLICATION	CADILLAC	ESCALADE 350	5.7L	99-00
	CHEVY	TAHOE 350	5.7L	98-00
	GMC	YUKON 350	5.7L	98-00
PRESSURE FLOW	3BAR			
	≥ 100L/H			

FPA2083



CROSS REFERENCE	AD DELCO	MU1780, MU181			
	DELPHI	FG0115			
	AIRTEX	R3950M			
APPLICATION	CHEVY	CAVALIER 134	2.2L	98-99	
		CAVALIER 146	2.4L	98-99	
		CAVALIER 189	3.1L	98-99	
		MALIBU 134	2.2L	98-99	
		MALIBU 146	2.4L	98-99	
		MALIBU 189	3.1L	98-99	
		OLDSMOBILE	ALERO 146	2.4L	98-99
			CUTLASS 146	2.4L	98-99
			CUTLASS 189	3.4L	98-99
	PONTIAC	GRAND AM 134	2.2L	99-	
		GRAND AM 146	2.4L	99-	
		GRAND AM 189	3.4L	99-	
		SUNFIRE 134	2.2L	99-	
		SUNFIRE 146	2.4L	99-	
		SUNFIRE 207	3.4L	99-	
	PRESSURE FLOW	3BAR			
		≥ 100L/H			

FPA2086



CROSS REFERENCE	DILPHI	FG0085			
	AIRTEX	E3962M			
APPLICATION	CHEVROLET	C2500	V7-7.4L	98-00	
		C2500	V8-5.7L	98-00	
		C3500	V8-7.4L	98-00	
		CC3500	V8-5.7L	00	
		K2500	V8-5.7L	00	
		K3500	V8-7.4L	00	
		K3500	V8-5.7L	00	
		TRUCK	K2500 PICKUP, 350(5.7L)		98
			K2500 PICKUP, 350(5.7L)●		00
			K2500 PICKUP, 350(5.7L)●		99
	GMC	K2500 PICKUP, 454(7.4L)		98-00	
		K3500 PICKUP, 350(5.7L)		98	
		K3500 PICKUP, 350(5.0L)●454(7.4L)(J)		99	
		K3500 PICKUP, 454(7.4L)		98-00	
		GMC TRUCK	C2500	V8-5.7L	98
			C2500	V8-5.7L	98-00
			K2500	V8-5.7L	00
PRESSURE FLOW	3BAR				
	≥ 90L/H				

FPA2084



CROSS REFERENCE	AC DELCO	MU1614, MU1333			
	AIRTEX	E3501M			
APPLICATION	CHEVY	SILVERADO 262	4.3L	99-03	
		SILVERADO 294	4.8L	99-03	
		SILVERADO 325	5.3L	99-03	
		SILVERADO 366	6.0L	99-03	
		SILVERADO 496	8.1L	99-03	
		SIERRA PICKUP 262	4.3L	99-03	
	GMC	SIERRA PICKUP 294	4.8L	99-03	
		SIERRA PICKUP 325	5.3L	99-03	
		SIERRA PICKUP 366	6.0L	99-03	
		SIERRA PICKUP 496	8.1L	99-03	
		PRESSURE FLOW	3BAR		
		≥ 100L/H			

FPA2087



CROSS REFERENCE	DEPHI	FG0068		
	AIRTEX	E3940M		
APPLICATION	CHIVROLET	ASTRO	V6-4.3L	97-99
	GMC	SAFARI	V6-4.3L	97-99
PRESSURE FLOW	3BAR			
	≥ 90L/H			

Fuel Pump Assy

Fuel Pump Assy

FPA2088



CROSS REFERENCE	DILPHI AIRTEX	FG0324 E3508M		
APPLICATION	CADILLAC	ESCALADE	V8-6.0L	02-03
		ESCALADE	V8-5.3L	02-03
	CHEVROLET	TAHOE	V8-5.3L	00-03
		TAHOE	V8-4.8L	00-03
		YUKON	V8-5.3L	00-03
		YUKON	V8-4.8L	00-03
		YUKON DENALI	V8-6.0L	01-03
PRESSURE	GMC			
	3BAR			
FLOW	≥ 90L/H			

FPA2089



CROSS REFERENCE	AC DELCO DELPHI AIRTEX	MU197 FG0122 E3522M
PRESSURE	3BAR	
FLOW	≥ 90L/H	

FPA2090



CROSS REFERENCE	DILPHI AIRTEX	FG0105 E3509M		
APPLICATION	CHEVROLET	SUBURBAN 1500	V8-5.3L	00-01
	GMC	YUKON DENALI XL	V8-6.0L	01
		YUKON XL 1500	V8-5.3L	00-01
PRESSURE	3BAR			
FLOW	≥ 90L/H			

FPA2091



CROSS REFERENCE	AIRTEX	E3537M		
APPLICATION	BUICK	CENTURY	V6-3.1L	98-99
	OLDSMOBILE	REGAL	V6-3.8L	98-99
	PONTIAC	INTRIGUE	V6-3.5L	99-00
		INTRIGUE	V6-3.8L	98-99
		GRAND PRIX	V6-3.8L	99-00
		GRAND PRIX	V6-3.1L	98-00
PRESSURE	3BAR			
FLOW	≥ 90L/H			

FPA2092



CROSS REFERENCE	AC DELCO AIRTEX CHEVROLET	Mu1253 E3507M		
APPLICATION	CHEVROLET	CAVALIER	L4-2.4L	01-02
		CAVALIER	L4-2.2L	00-05
		CLASSIC	L4-2.2L	04-05
		MALIBU	L6-3.1	00-03
	OLDSMOBILE	ALERO	L4-2.4L	00-01
		ALERO	V6-3.4L	00-04
		ALERO	L4-2.2L	02-04
	PONTIAC	GRAND AM	L4-2.4L	00-01
		GRAND AM	V6-3.4L	00-05
		GRAND AM	L4-2.2L	02-05
		SUNFIRE	L4-2.4L	00-02
		SUNFIRE	L4-2.2L	00-05
PRESSURE	3BAR			
FLOW	≥ 90L/H			

FPA2093



CROSS REFERENCE	DELPHI AIRTEX	FG0027 E3923M		
APPLICATION	CHEVROLET	S10	L4-2.2L	96
	GMC	SONOMA	L4-2.2L	96
	ISUZU	HOMBRE	L4-2.2L	96
PRESSURE	3BAR			
FLOW	≥ 90L/H			

FPA2094



CROSS REFERENCE	DELPHI AIRTEX	Fg0028 E3920M		
APPLICATION	CHEVROLET	S10	V6-4.3L	96
	GMC	SONOMA	V6-4.3L	96
PRESSURE	3BAR			
FLOW	≥ 90L/H			

FPA2095



CROSS REFERENCE	DELPHI AIRTEX	FG0127 E3506M		
APPLICATION	CHEVROLET	ASTRI	V6-4.3L	00-05
	GMC	SAFARI	V6-4.3L	00-05
PRESSURE	3BAR			
FLOW	≥ 90L/H			

Fuel Pump Assy

Fuel Pump Assy

FPA2096



CROSS REFERENCE DELPHI FG0090
AIRTEX E3534M

APPLICATION CADILLAC ESCALADE V8-5.7L 99
CHEVROLET TAHOE V8-5.7L 98-99
GMC YUKON V8-5.7L 98-99
YUKON DENALI V8-5.7L 99

PRESSURE 3BAR
FLOW ≥ 90L/H

FPA2097



CROSS REFERENCE DELPHI FG0150
AIRTEX E3941M

APPLICATION CHEVROLET LUMNA V6-3.1L 97-99
LUMNA V6-3.8L 98-99
MONTE CARLO V6-3.1L 97-99
MONTE CARLO V6-3.8L 98-99

PRESSURE 3BAR
FLOW ≥ 90L/H

FPA2098



CROSS REFERENCE VW 1H0 919 051 AK, 1H0 919 051L

APPLICATION FORD GALAX 2.0L/2.3L/2.8L 11.95-05.98
SEAT ALHAMBRA 1.8L/2.0L 04.98-05.98
CORDO 1.4/1.6/1.8/2.0L 02.93-06.98
IBIZA II 1.4L 09.96-08.99
GOLF II 1.4L/1.6L/2.0L 10.98-08.97
VW PASSAT I 1.6L/2.0L 10.94-08.96
POLO II 1.0L/1.4L/1.6L 10.96-10.99
SHARAN 1.8L/2.0L/2.8L 09.97-05.98
TRANSPORTER IV 2.0L/2.5L/2.8L 09.90
VENTO 1.4/1.6/2.0/2.8L 11.91-09.98

PRESSURE 3BAR
FLOW ≥ 85L/H

FPA2099



CROSS REFERENCE VW 330 919 054A

APPLICATION VW PASSAT

PRESSURE 3BAR
FLOW ≥ 90L/H

FPA2101



CROSS REFERENCE B14-1106610

APPLICATION CHERY

PRESSURE 3BAR
FLOW ≥ 100L/H

FPA2102



CROSS REFERENCE S11-1106610CA

APPLICATION Car Arri o7, E5, A3, A3HB, E3, Ful in2FL, Ful in2FLHB, Ful in2, Ful in2HB, A1, Ne QQ, QQ3
Suv Tiggo5, Tiggo FL, X1
M v Ea ter Cro
Van Q22, Q22B, Q22L, S22L

PRESSURE 3BAR
FLOW ≥ 100L/H

FPA2110



CROSS REFERENCE 8-97944092-0

APPLICATION Cer QQ S1 1

PRESSURE
FLOW

FPA2111



CROSS REFERENCE T11-1106610AB

APPLICATION Cer Tiggo

PRESSURE 4BAR
FLOW ≥ 100L/H

Fuel Pump Assy

Fuel Pump Assy

FPA2112



CROSS REFERENCE 15100D77J10C000
BOSCH F01R00S249

APPLICATION u i i t

PRESSURE
FLOW

FPA2117



CROSS REFERENCE E3920M

APPLICATION CHEVROLET,GMC

PRESSURE 3BAR
FLOW ≥ 100L/H

FPA2113



CROSS REFERENCE GM 9007771
BOSCH F01R00S066

APPLICATION Au i E ica Lova

PRESSURE
FLOW

FPA2118



CROSS REFERENCE E3940M

APPLICATION 1999 C evrolet A tro Ba e E ten e Cargo V an 3-Door 4.3L 262Cu. In. V6 GAS OHV Naturall A irate
1999 C evrolet A tro Ba e E ten e Pa enger V an 3-Door 4.3L 262Cu. In. V6 GAS OHV Naturall A irate
1999 C evrolet A tro Ba e Stan ar Cargo V an 3-Door 4.3L 262Cu. In. V6 GAS OHV Naturall A irate
1999 C evrolet A tro Ba e Stan ar Pa enger V an 3-Door 4.3L 262Cu. In. V6 GAS OHV Naturall A irate
1999 C evrolet A tro LS E ten e Pa enger V an 3-Door 4.3L 262Cu. In. V6 GAS OHV Naturall A irate
1999 C evrolet A tro LS E ten e Pa enger V an 3-Door 4.3L 262Cu. In. V6 GAS OHV Naturall A irate
1999 C evrolet A tro LS Stan ar Pa enger V an 3-Door 4.3L 262Cu. In. V6 GAS OHV Naturall A irate
1999 C evrolet A tro LT E ten e Pa enger V an 3-Door 4.3L 262Cu. In. V6 GAS OHV Naturall A irate
1999 C evrolet A tro LT Stan ar Pa enger V an 3-Door 4.3L 262Cu. In. V6 GAS OHV Naturall A irate
1999 GMC Sa ari SL E ten e Cargo V an 3-Door 4.3L 262Cu. In. V6 GAS OHV Naturall A irate
1999 GMC Sa ari SL E ten e Pa enger V an 3-Door 4.3L 262Cu. In. V6 GAS OHV Naturall A irate
1999 GMC Sa ari SLE E ten e Pa enger V an 3-Door 4.3L 262Cu. In. V6 GAS OHV Naturall A irate
1999 GMC Sa ari SLT E ten e Pa enger V an 3-Door 4.3L 262Cu. In. V6 GAS OHV Naturall A irate
1998 C evrolet A tro Ba e E ten e Cargo V an 3-Door 4.3L 262Cu. In. V6 GAS OHV Naturall A irate
1998 C evrolet A tro Ba e E ten e Pa enger V an 3-Door 4.3L 262Cu. In. V6 GAS OHV Naturall A irate
1998 C evrolet A tro Ba e Stan ar Cargo V an 3-Door 4.3L 262Cu. In. V6 GAS OHV Naturall A irate
1998 C evrolet A tro Ba e Stan ar Pa enger V an 3-Door 4.3L 262Cu. In. V6 GAS OHV Naturall A irate
1998 C evrolet A tro LS E ten e Pa enger V an 3-Door 4.3L 262Cu. In. V6 GAS OHV Naturall A irate
1998 C evrolet A tro LS Stan ar Pa enger V an 3-Door 4.3L 262Cu. In. V6 GAS OHV Naturall A irate
1998 C evrolet A tro LT E ten e

PRESSURE 3BAR
FLOW ≥ 100L/H

FPA2114



CROSS REFERENCE 2N15-9H307-AA

APPLICATION For Focu

PRESSURE 3BAR
FLOW ≥ 110L/H

FPA2121



CROSS REFERENCE 4B0 919 051E

APPLICATION AUDI A6

PRESSURE 3BAR
FLOW ≥ 100

FPA2116



CROSS REFERENCE E3501M

APPLICATION FORD ECOSPORT 2.0 16v 2003-

PRESSURE 4BAR
FLOW ≥ 110L/H

Fuel Pump Assy

Fuel Pump Assy

FPA2122



CROSS REFERENCE 0986 580 932 - 81W
 3B0919051C

APPLICATION SKODA VOLKSWAGEN

PRESSURE 3BAR
FLOW ≥ 100L/H

FPA2125



CROSS REFERENCE 0986 580 940

APPLICATION VW

PRESSURE 3BAR
FLOW ≥ 100L/H

FPA2123



CROSS REFERENCE 1J0 919 051H (A)

APPLICATION Vol agen

PRESSURE 3BAR
FLOW ≥ 100L/H

FPA2129



CROSS REFERENCE 13503369
 F01R00S298

APPLICATION Buic E celle

PRESSURE 3BAR
FLOW ≥ 110L/H

FPA2124



CROSS REFERENCE 0986 580 976

APPLICATION OPEL OMEGA-1996
 CADILLAC CATERA 3.0I-1998
 CHEVROLET CAR SERIES
 OMEGA GLS 95-97
 OMEGA 2.0I 09/92
 OMEGA 3.0I 09/92
 OMEGA 4.1I 10/94
 CALIBRA 2.0I 06/90-03/97
 CALIBRA 2.0I 16V 11/93-03/97
 CALIBRA 2.0I TURBO 03/92-03/97
 CALIBRA 2.5I 04/93-03/97
 CORSE 1.6I 09/86-03/94
 OMEGA 1.8 I 09/90-03/94
 OMEGA 2.0I 01/94
 OMEGA 2.0I 16V 09/88-03/94
 OMEGA 2.4I 01/94
 OMEGA 2.5 I 24V 09/90-03/94
 OMEGA 2.6 I 01/94
 OMEGA 3.0I 24V 03/87-12/87
 OMEGA 3000 09/89-03/94
 OMEGA 3000 24V 09/87-12/89
 SENATOR 2.5 I 09/90-09/93

PRESSURE 3BAR
FLOW ≥ 100L/H

FPA2130



CROSS REFERENCE 98AB 9H307 AM
 E10545

APPLICATION FORD MONDEO III (B5Y) 2.5 V6 24V

PRESSURE 3BAR
FLOW ≥ 90L/H

FPA2139



CROSS REFERENCE 13583421
 13577222
 F01R00S291

APPLICATION cru e

PRESSURE 3BAR
FLOW ≥ 110L/H

Fuel Pump Assy

Fuel Pump Assy

FPA2140



CROSS REFERENCE 1161 7232 444
 A2C53322923

APPLICATION

PRESSURE
 FLOW

FPA2144



CROSS REFERENCE 6RU 919 051A
 A2C87401300

APPLICATION VW POLO

PRESSURE 4BAR
 FLOW $\geq 90L/H$

FPA2141



CROSS REFERENCE 218 470 0394
 A2C53427928

APPLICATION MERCEDES-BENZ CLASSE C

PRESSURE
 FLOW

FPA2145



CROSS REFERENCE E8831M

APPLICATION 14-12 Vol agen Beetle 2.0L 2.5L

PRESSURE
 FLOW

FPA2142



CROSS REFERENCE 211 470 4194
 A2C59514934

APPLICATION MERCEDES CLS C219 E-CLASS
 W211 2002-2010 1.8L-5.5L

PRESSURE
 FLOW

FPA2146



CROSS REFERENCE 1H0 919 051AK

APPLICATION VW JETTA

PRESSURE
 FLOW

FPA2143



CROSS REFERENCE 180 919 051C
 A2C53351952

APPLICATION Vol agen Lavi a,Bora(1.4T)

PRESSURE 4BAR
 FLOW $\geq 90L/H$

FPA2147



CROSS REFERENCE 1GD 919 051E

APPLICATION VW JETTA

PRESSURE 4BAR
 FLOW $\geq 90L/H$

Fuel Pump Assy

Fuel Pump Assy

FPA2148



CROSS REFERENCE 172021904R 0974752990003
7.05656.72.0 705656720

APPLICATION 2015 Dacia San ero 0.9 atc bac
Dacia logan II 2012 -

PRESSURE 3BAR
FLOW ≥ 90L/H

FPA2152



CROSS REFERENCE 31110-02000
31110-0500C

APPLICATION HYUNDAI Ato Prime 0.8L-1.1L 1998-

PRESSURE
FLOW

FPA2149



CROSS REFERENCE 1J0 919 051H

APPLICATION

PRESSURE
FLOW

FPA2153



CROSS REFERENCE E3966M

APPLICATION 1997-2002 C ev

PRESSURE
FLOW

FPA2150



CROSS REFERENCE 6N0 919 051N

APPLICATION VW POLO (6N1)

PRESSURE
FLOW

FPA2154



CROSS REFERENCE 28057950
APPLICATION I u u D-Ma Gol Serie 2007-2009
C evrolet Colora o 2007-2009
C evrolet D-Ma 2007-2009
C evrolet LUV D-Ma 2007-2009
Hol en Colora o 2007-2009
Hol en Ro eo 2007-2009
I u u KB 2007-2009
I u u LB 2007-2009
I u u Ro eo 2007-2009
C evrolet T Serie 2007-2009
GMC Can on 2007-2009

PRESSURE 4BAR
FLOW ≥ 100L/H

FPA2151



CROSS REFERENCE 15100-65842
15100-65L02
292010-0203

APPLICATION Su u i Gran V itara 2.7L 06-08

PRESSURE
FLOW

FPA3001



CROSS REFERENCE FG0809, SP6026M, P76272M, E3610M,
1001-32063

APPLICATION GM CADILLAC -ESCALADE 2007
CHEVROLET AVALANCHE 2007
CHEVROLET -SUBURBAN 1500 -2007

PRESSURE 3BAR
FLOW ≥ 145L/H

Fuel Pump Assy

Fuel Pump Assy

FPA3002



CROSS REFERENCE

APPLICATION PAYKAN
 PRESSURE 3BAR
 FLOW ≥ 100L/H

FPA3006



CROSS REFERENCE E3609M, E3684M, MU1314, MU1417, FG0383, 67447

APPLICATION GM CHEVROLET- SILVERADO 1500 -2007
 GMC SIERRA 1500 -2007

PRESSURE 3BAR
 FLOW ≥ 150L/H

FPA3003



CROSS REFERENCE 2112-1139009-10

APPLICATION VOLGA VAZ 2110

PRESSURE 3BAR
 FLOW ≥ 100L/H

FPA3013



CROSS REFERENCE 7A5 883 030 05 08

APPLICATION VOLGA

PRESSURE 3BAR
 FLOW ≥ 100L/H

FPA3004



CROSS REFERENCE 21083-1139009-10

APPLICATION VOLGA VAZ 2108-21099

PRESSURE 3BAR
 FLOW ≥ 100L/H

FPA3014



CROSS REFERENCE DAWEOO 96 344 792 93 350 588

APPLICATION DAWEOO LANOS (KLAT) 1.4L 05.97
 LANOS (KLAT) 1.6L 16V 05.97
 LANOS Saloon(KLAJ) 1.4L 05.97
 LANOS Saloon(KLAJ) 1.6L 16V 05.97

PRESSURE 3BAR
 FLOW ≥ 90L/H

FPA3005



CROSS REFERENCE 93285978-AJ0228216001

APPLICATION CHEVY L4 1998-2003
 MONZA L4 1998-2003

PRESSURE 1BAR
 FLOW ≥ 100L/H

FPA3015



CROSS REFERENCE 140122S

APPLICATION KIA Cerato

PRESSURE
 FLOW

FPA3016



CROSS REFERENCE 2123-1139009
APPLICATION VOLGA
PRESSURE 3BAR
FLOW ≥ 100L/H

FPA3021



CROSS REFERENCE E3791M, 25993180,
BOSCH F00HK00615
APPLICATION GM CANYON COLORADO 2009-2012
PRESSURE 4BAR
FLOW ≥ 110L/H

FPA3018



CROSS REFERENCE FG0808, SP6025M, E3581M,
P76262M, 1001-32063
APPLICATION CHEVROLET CADILLAC, ESCALADE 2007
CHEVROLET, TAHOE 2007
CHEVROLET , TAHOE 2007
GMC YUKON 2007
PRESSURE 3BAR
FLOW ≥ 145L/H

FPA3022



CROSS REFERENCE E3753M
20872285
BOSCH F00HK00532
APPLICATION GM CHEVROLET-AVALANCHE-2009
CHEVROLET- SUBURBAN 1500 -2009
PRESSURE 4BAR
FLOW ≥ 120L/H

FPA3019



CROSS REFERENCE E7030M, E7077M, 323-00925
APPLICATION CHRYSLER TOWN & COUNTRY 1995
PLYMOUTH VOYAGER 1995-1993
DODGE CARAVAN 1993
PRESSURE 4BAR
FLOW ≥ 110L/H

FPA3023



CROSS REFERENCE P90240
APPLICATION CHEVY C2 L4 2004-2010
MONZA C2 L4 2004-2010
PRESSURE 3BAR
FLOW ≥ 100L/H

FPA3020



CROSS REFERENCE E7040M,P74674M, E7074H, FG0370,
953-3000, 953-3007
APPLICATION CHRYSLER TOWN & COUNTRY 1995
DODGE CARAVAN 1995
PRESSURE 3BAR
FLOW ≥ 120L/H

FPA3025



CROSS REFERENCE DAWEEO 96 291 866
96 291 867
96 385 759
96 391 618
96 391 619
APPLICATION DAWEEO NUBIRA(KLAJ) 1.6L 16V 05-97
NUBIRA(KLAJ) 1.6L 16V 05-97
NUBIRA Saloon(KLAJ) 1.6L 16V 05-97
NUBIRA Saloon(KLAJ) 1.6L 16V 05-97
NUBIRA Wagon(KLAJ) 1.6L 16V 05-97
NUBIRA Wagon(KLAJ) 1.6L 16V 05-97
PRESSURE 3.0BAR
FLOW ≥ 90L/H

Fuel Pump Assy

Fuel Pump Assy

FPA3026



CROSS REFERENCE DAWEOO 96376973 (20380 V100)
 96351053
 96350586

APPLICATION DAWEOO LEGANZZA 2.0L/2.2L

PRESSURE 3BAR

FLOW ≥ 100L/H

FPA3031



CROSS REFERENCE E3549M

APPLICATION C evrolet Trailbla er 02-04

PRESSURE

FLOW

FPA3027



CROSS REFERENCE TN03017050A

APPLICATION

PRESSURE

FLOW

FPA3032



CROSS REFERENCE

APPLICATION TIBA

PRESSURE 3BAR

FLOW ≥ 80L/H

FPA3028



CROSS REFERENCE 96350588
 96344792

APPLICATION

PRESSURE

FLOW

FPA3033



CROSS REFERENCE GM 25872859
 BOSCH F00H K00 597

APPLICATION GM

PRESSURE 3BAR

FLOW ≥ 150L/H

FPA3030



CROSS REFERENCE 96350588
 96344792

APPLICATION TIBA

PRESSURE 3BAR

FLOW ≥ 90L/H

FPA3034



CROSS REFERENCE E4005M
 GM 22956776

APPLICATION GM Silvera o 1500 10-13

PRESSURE 3BAR

FLOW ≥ 200L/H

FPA3035



CROSS REFERENCE

APPLICATION

PRESSURE 300K a
FLOW ≥ 90L/H

FPA3041



CROSS REFERENCE

E8819M
31110-2H000
FG0799

APPLICATION

Hundai Elantra 2.0L-L4 07-12

PRESSURE 400K a
FLOW ≥ 70L/H

FPA3036



CROSS REFERENCE

APPLICATION

PRESSURE 300K a
FLOW ≥ 90L/H

FPA4001



CROSS REFERENCE

359-20-490

APPLICATION

KIA PRIDE

PRESSURE 3BAR
FLOW ≥ 100L/H

FPA3037



CROSS REFERENCE

E3818M

APPLICATION

Chev GMC 07-08

PRESSURE 300K a
FLOW ≥ 150L/H

FPA4004



CROSS REFERENCE

21214-1139009-10

APPLICATION

LADA VAZ 21214

PRESSURE 3BAR
FLOW ≥ 100L/H

FPA3038



CROSS REFERENCE

E3817M

APPLICATION

Chevrolet GMC 2009

PRESSURE 300K a
FLOW ≥ 150L/H

FPA4005



CROSS REFERENCE

21073-1139009-10

APPLICATION

LADA VAZ 21073

PRESSURE 3BAR
FLOW ≥ 100L/H

Fuel Pump Assy

Fuel Pump Assy

FPA4006



CROSS REFERENCE

APPLICATION DA EWOO

PRESSURE 3BAR
 FLOW ≥ 100L/H

FPA4011



CROSS REFERENCE HYUNDAI 31110-09000

APPLICATION HYUNDAI SONATA

PRESSURE 3BAR
 FLOW ≥ 100L/H

FPA4007



CROSS REFERENCE

APPLICATION DA EWOO

PRESSURE 3BAR
 FLOW ≥ 100L/H

FPA4012



CROSS REFERENCE HYUNDAI H31110-3K300

APPLICATION HYUNDAI SONATA

PRESSURE 3BAR
 FLOW ≥ 100L/H

FPA4008



CROSS REFERENCE

APPLICATION DA EWOO

PRESSURE 3BAR
 FLOW ≥ 100L/H

FPA4013



CROSS REFERENCE HYUNDAI 31110-2E300

APPLICATION KIA SPORTAGE
 HYUNDAI TUCSON

PRESSURE 3BAR
 FLOW ≥ 100L/H

FPA4010



CROSS REFERENCE 21044-1139009-10

APPLICATION LADA VAZ 21044

PRESSURE 3BAR
 FLOW ≥ 100L/H

FPA4014



CROSS REFERENCE

APPLICATION KIA

PRESSURE 3BAR
 FLOW ≥ 100L/H

FPA4015



CROSS REFERENCE

APPLICATION FORD
 PRESSURE 3BAR
 FLOW ≥ 100L/H

FPA4023



CROSS REFERENCE

APPLICATION Motorcycle
 PRESSURE
 FLOW

FPA4016



CROSS REFERENCE 21214-1139009-20

APPLICATION LADA VAZ 21214
 PRESSURE 3BAR
 FLOW ≥ 100L/H


FPA4024



CROSS REFERENCE

APPLICATION Motorcycle
 PRESSURE
 FLOW

FPA4020



CROSS REFERENCE

APPLICATION Kia
 PRESSURE 300K a
 FLOW ≥ 90L/H


FPA4025



CROSS REFERENCE

APPLICATION Nissan
 PRESSURE
 FLOW

FPA4022



CROSS REFERENCE E2098S

APPLICATION For Tuner & Mercur Cougar
 PRESSURE
 FLOW

FPA5001



Fuel Pump Assy

Fuel Pump Assy

FPA5002



TU200
FORD F SUPER DUTY -1997
F-250 -1997
3BAR
≥ 100L/H

FPA5006



50-1139010-04
GAZEL GAZEL
13.5V
3BAR
≥ 110L/H

FPA5003



TU201
FORD F-250 -1997
3BAR
≥ 100L/H

FPA5007



228236005
4BAR
≥ 100L/H

FPA5004



GM	E22 041 094Z		
VW	4B0 906 087E, 8E0 906 087D		
AUDI	A6II	1.8L	07.97-08.01
	A6II	1.8L	12.97-08.01
	A6II	1.8L	02.97-08.01
	A6II	2.4L	07.97-08.01
	A6II	2.4L	02.97-08.01
	A6II	2.7T	02.97-08.01
	A6II	2.7T	12.97-08.01
	A6II	2.8	02.97-08.01
	A6II	2.8	02.97-08.01
VW	PASSAT I	2.0L	03.95-08.96
	PASSAT II	1.6	10.96-11.00
	PASSAT II	1.8	10.96-11.00
	PASSAT II	1.8T	10.96-11.00

4BAR
≥ 100L/H

FPA5008



228236005 A2C5337556102
Por c e Ca enne turbo 955

FPA5005



50-1139010-01
GAZ 31029, 3110, 31105
3BAR
≥ 130L/H

FPA5009



A2C5337556102
4BAR
≥ 100L/H

FPA5010



CROSS REFERENCE A2C5337559102

APPLICATION

PRESSURE 4BAR
FLOW \geq 100L/H

FPA5014



CROSS REFERENCE

APPLICATION

PRESSURE 3BAR
FLOW \geq 100L/H

FPA5011



CROSS REFERENCE A2C53430525

APPLICATION

PRESSURE 4BAR
FLOW \geq 100L/H

FPA5015



CROSS REFERENCE

APPLICATION

PRESSURE 3BAR
FLOW \geq 125

FPA5012



CROSS REFERENCE 33008B00102

APPLICATION

PRESSURE 3BAR
FLOW \geq 100L/H

FPA5016



CROSS REFERENCE

APPLICATION

PRESSURE 3BAR
FLOW \geq 140L/H

FPA5013



CROSS REFERENCE

APPLICATION

PRESSURE 3BAR
FLOW \geq 100L/H

FPA5018



CROSS REFERENCE F000 TE1055
93285976

APPLICATION BOSCH
CHEVROLET
GM

PRESSURE 3BAR
FLOW \geq 90L/H

Fuel Pump Assy

Fuel Pump Assy

FPA5019



CROSS REFERENCE P989-K, BGV002534

APPLICATION CAVALIER 2001-2004;
MALIBU 2001-2004;
GRAND AM 2001-2004;
SUNFIRE 2001-2004;

PRESSURE 3BAR
FLOW ≥ 110L

FPA5021



CROSS REFERENCE V 043919051

APPLICATION PIERBURG 218 8 01 0 2192 52 0
SEDAN F 4C 1 L 93-04

PRESSURE 3BAR
FLOW ≥ 90L

FPA5022



CROSS REFERENCE V 1 0 919 051 C, 1 0 919 , 1 0 919 51 , 1 0 919 51N,
1L0 919 051 D, N0 919 051 E, N0 919 051

APPLICATION SEA C RD BA 1 L 1 8L 0 9 -0 99
V IBIA II 1 0L 1 4L 1 L 1 8L 2 0L 11 95-09 9
LED 1 L 1 8L 2 0L 10 9 -03 99
G LF III 1 4L 1 L 1 8L 10 91-08 9
G LF II VARIAN 1 4L 1 8L 0 93-04 99
ASSA 1 8L 02 92-08 9
PASSA VARIAN 1 8L 02 9 -05 9
P L 1 0 1 4L 10 94-09 9
P L CLASSIC 1 L 11 95
P L CARIAN 1 4L 1 L 05 9
VEN 1 4L 1 L 1 8L 11 91-09 98

PRESSURE 1 2BAR
FLOW ≥ 90L

FPA5023



CROSS REFERENCE VD E22 041 095
V 1 0 191 015 , 1 0 191 015B, 1 0 919 051C, 1 0 919 015D,
1 0 919 08 C, 1 0 919 08 D, 1 0 919 08 , 1 0 919 08 ,
M3 919 051A, 0 919 051C, M0 919 015 , M3 919 051 ,
0 919 05 E, 0 919 05 G, 0 919 08 B, M0 919 051 ,
0 919 05

F RD 109499-9 V 9 30 BB-9 V 9 30 CB-M21
9 30 CA-M21 9 30 AD

APPLICATION AUDI A3 1 L 1 8L 1 8 09 9
1 8 10 9
F RD GALAI 2 0L 2 3L 2 8L 0 98-0 300
SEA AL AMBRA 1 8 2 L 2 8L 0 98
AR SA 1 0L 1 4L 05 9
SK DA C AVIA 1 L 1 8L 1 8 2 0L 09 9
V B RA 1 4 1 1 8 2 0L 10 98
2 3 2 8L 10 98
G LFIV 1 4 1 1 8 2 0 2 3L 08 9
LUP 1 0L 1 4L 04 98
NE BE LE 1 L 2 0L 2 3L 10 99-09 00
S ARAN 1 8L 2 0L 2 8L 0 98-04 00

PRESSURE 3BAR
FLOW ≥ 90L

FPA5025



CROSS REFERENCE V 8D0 90 089 8D0 90 089A
VD E22-041-058
AIR E E83 8M

APPLICATION AUDI 80 A 8D, B4 2 8L 09 91-019
A4 8D2, B5 1 L 01 95-0 00
A4 8D2, B5 1 8L 01 95-11 00
A4 8D2, B5 1 8L 01-95-11 00
A4 8D2, B5 1 8 12 9 -11 00
A4 8D2, B5 1 8 01 95-11 00
A4 8D2, B5 1 8 01 95-11 00
A4 8D2, B5 2 4L 03 9 -11 00
A4 8D2, B5 2 4L 03 9 -11 00
A4 8D2, B5 2 L 01 95-11 00
A4 8D2, B5 2 L 01 95-11 00
A4 8D2, B5 2 8L 09 95-0 9
A4 8D2, B5 2 8L 10 9 -11 0
A4 8D2, B5 2 8L 10 9 -11 00
A4 8D2, B5 2 8L 01 95-0 9
A4 8D2, B5 S4 09 9 -11 00
A4 A 8D5, B5 1 L 03 9 -0 00
A4 A 8D5, B5 1 8L 02 9 -09 01
A4 A 8D5, B5 1 8 01 9 -09 01
A4 A 8D5, B5 1 8 03 9 -09 01
A4 A 8D5, B5 1 8 12 9 -09 01
A4 A 8D5, B5 1 8 12 9 -09 01
A4 A 8D5, B5 1 8 01 9 -09 01
A4 A 8D5, B5 2 4L 03 9 -09 01

PRESSURE 4BAR
FLOW ≥95L

Two columns of horizontal dashed lines for handwritten notes.