



**Steering column**

**Steering joints**

**Components of drive shaft**

**Safety ,after all ,is all we care about**

Toyota  
Mitsubishi  
Volkswagen  
Isuzu  
Dodge  
Fiat  
Ford  
Nissan

Mercedes- Benz  
Scania  
Agrale  
Land rover  
Kia  
Iveco  
Volvo  
Etc.....

ence overview	01
List of steering joints	03
Dimension of steering joints	05
Steering column reference overview	07
List of steering column	08
Dimension of steering column	10
Steering shafts reference overview	11
List of steering shafts	21
Driveshaft components reference overview	30
List of driveshaft components	31
Dimension of driveshaft components	33
Driveshaft assemblies reference overview	35
List of driveshaft assemblies	37
U-joint reference overview	40



### FIXTURE JOINT

FIG.01

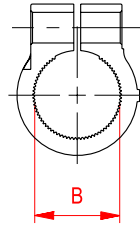
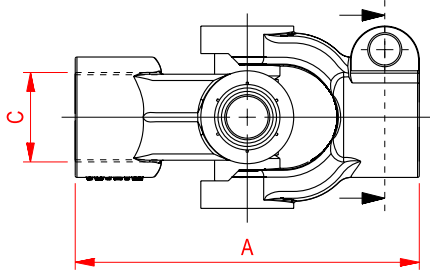


FIG.02

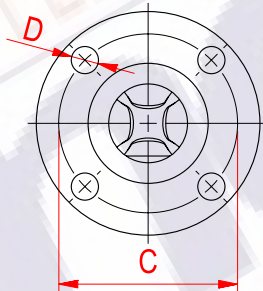
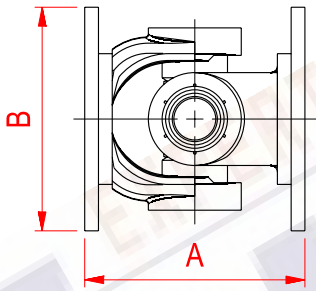


FIG.03

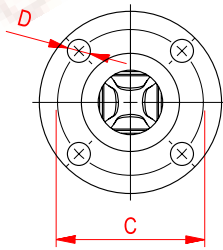
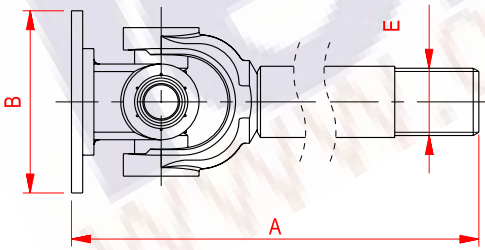
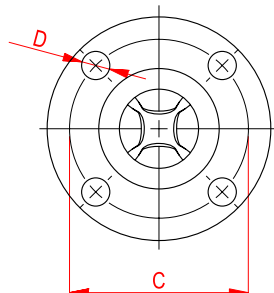
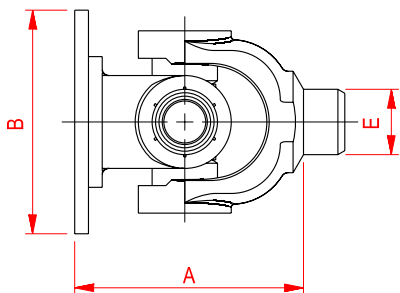


FIG.04



### FIXTURE JOINT

FIG.05

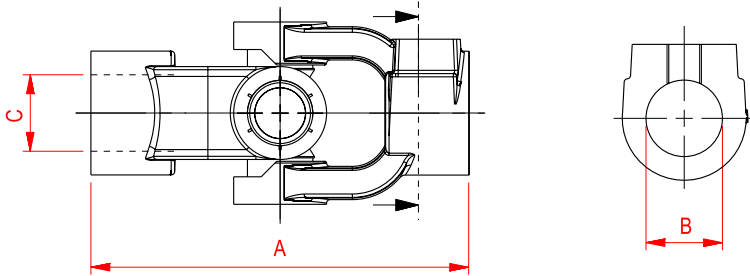


FIG.06

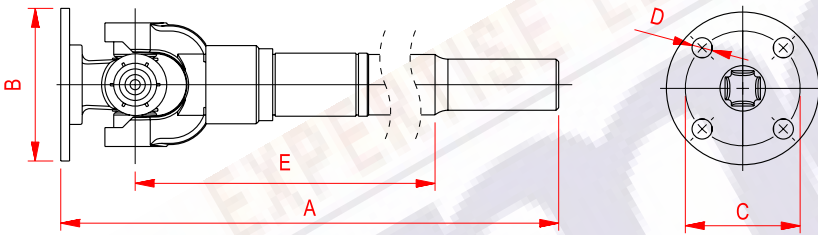


FIG.07

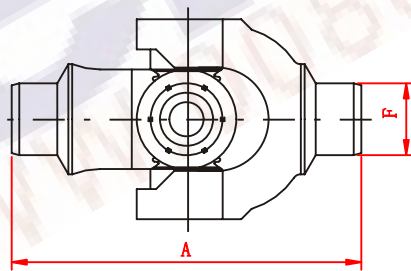


FIG.08


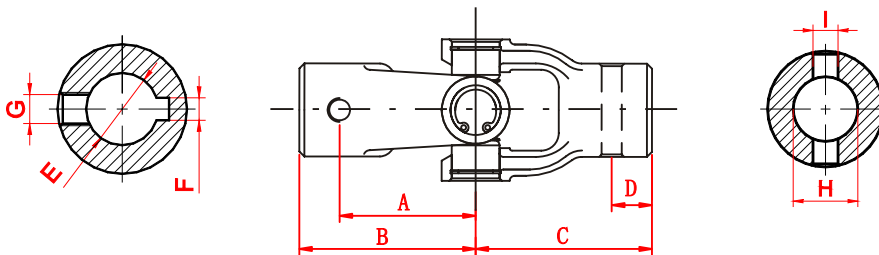
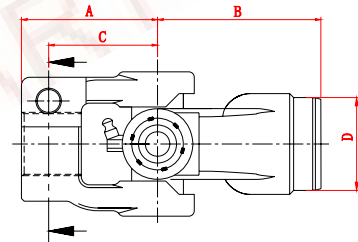
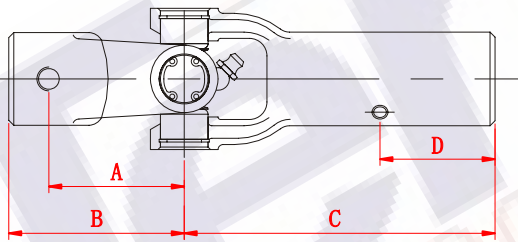




FIG.	CAR MODEL	OE NO.	STAHL NO.	MECPAR NO.	SPICER NO.	APPLICATION
1	VOLKSWAGEN Ford	TAR415721A TAR415-725	JU-807	JT1878	-	FORD Caminhão B1618 (1992 - 1997) / B1621 (1998 - 2001) Volkswagen 12-140H / 12-140T / 12-170BT / 12-180 / 13-150 / 13-170 / 13-180 / 14-140 / 14-150 / 14-170 / 14-180 14-200 / 14-220 / 15-170 / 16-170 / 16-180 / 16-180CO / 16-200 / 16-210 / 16-210CO / 16-220 / 16-300 17-210 / 17-220 / 17-300 / 17-310 / 18-310 / 24-220 / 24-250 / 26-300 / 26-310 / 35-300 / 40-300 / 7100 7110 / 8-100 / 8-120 / 8-140CO / 8-150 / L80
2	Mercedes Benz Mafersa	344. 268. 7089 1760. 431. 025. 3	JU-813	JT1874	-	OH-1313 / OH-1314 / OH-1316 / OH-1419 / OH-1420 / OH-1517 / OH-1518 / OH-1520 (tirante câmbio) Ônibus M210 (tirante do câmbio)
4	Mercedes Benz	000. 268. 1489 344. 268. 7189 345. 268. 7089	JU-814	JT1880	-	LP-1113 / LPO-1113 - Ônibus OF-1113 / OF-1114
3	Mercedes Benz	344. 260. 8033 352. 260. 2133	JU-815	JT1883	-	OF-1113 / OF-1315 / OF-1115
1	Fiat Mercedes Benz SCANIA Volvo	7. 111. 446 316. 460. 0057 344. 460. 7057 6. 884. 459	JU-816	JT1875	04-12265-421X	FIAT 190 / 190E (75 - ...) MBB 1114 / 710 / 712 / 914 / L-709 / L-710 / L-712 / L-912 / L-914 / LO-1114 / LO-803/ (direção) LO-809 / LO-812 / LO-814 - Ônibus OF-809/ OF-812 / OF-814
1	Scania	250. 296	JU-817	JT1879	04-12021-405X	Todos Caminhões e Ônibus (72 - ...)
5	Scania	223. 895 233. 895	JU-818	JT1881	1906-010X	Ônibus com motor traseiro 1972 em diante (tirante do câmbio)
6	Mercedes Benz	364. 268. 7289	JU-823	JT1884	-	Ônibus 0371R / 0371RS / 0371RSD e 0371U (89-...) 0400R / 0400RS / 0400RSD 0400RSL / 0400RSE (94-...)
7	Toyota	3761698001A	JU-824	-	-	Bandeirante (Guincho 1958 em diante)
1	Mercedes Benz	688. 462. 7044	JU-840	JT1876	-	L-709 / L-710 / L-712 / L-912 / L-914 / LO-1114 / LO-809 / LO-812 / LO-814/ Ônibus OF-809 / OF-812 / OF-814
6	Mercedes Benz	364. 268. 0289	JU-850	JT1885	-	Ônibus 0371UL / 0400UP
1	Fiat Mercedes Benz SCANIA Volvo	7. 111. 446 316. 460. 0057 344. 460. 7057 6. 884. 459	JU-866	JT1875	04-12265-421X	FIAT 190 / 190E (75 - ...) MBB 1114 / 710 / 712 / 914 / L-709 / L-710 / L-712 / L-912 / L-914 / LO-1114 / LO-803/ (direção) LO-809 / LO-812 / LO-814 - Ônibus OF-809/ OF-812 / OF-814
3	Mercedes Benz		JU-869	-	-	Ônibus OF-1113 (caixa de câmbio)
5	VOLVO	8. 133. 000 3. 038. 133	JU-870	JT1886	-	B-10M / B-58 / B-7R (câmbio)
1	VOLVO	1. 606. 502	JU-884	-	-	B-12 (direção)
1	Mercedes Benz	327. 460. 0157 352. 460. 0057	JU-887	JT1882	-	L-1112 / LO-1112 / LA-1112 - Ônibus OH-1313 / OH-1314 / OH-1316
1	Engesa	2680900526	JU-888	-	-	

FIG.	CAR MODEL	OE NO.	STAHL NO.	MECPAR NO.	SPICER NO.	APPLICATION
1	Mercedes Benz	000.460.0157	JU-946	JT1877	-	MB1620
1	Volkswagen	-	JU-977	-	-	9 15
8	Basculantes	-	JU-802	-	-	-
8	Basculantes	-	JU-803	-	-	-
8	Basculantes	-	JU-820	-	-	-
8	Basculantes	-	JU-821	-	-	-
8	Basculantes	-	JU-825	-	-	-
8	Basculantes	-	JU-828	-	-	-
8	Basculantes	-	JU-833	-	-	-
	Basculantes	-	JU-956	-	-	-
	Basculantes	-	JU-972	-	-	-



### NOTE

Blank area for notes or additional information.

---



---



---



---



---



---



---

## STEERING COLUMN

FIG.01

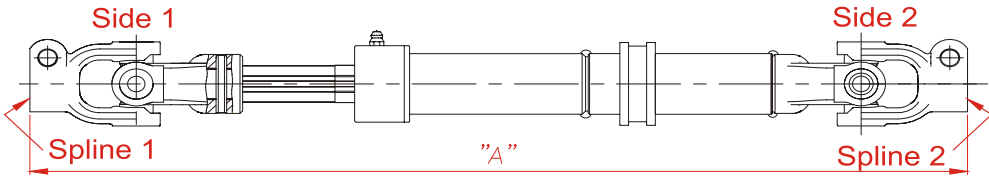


FIG.02

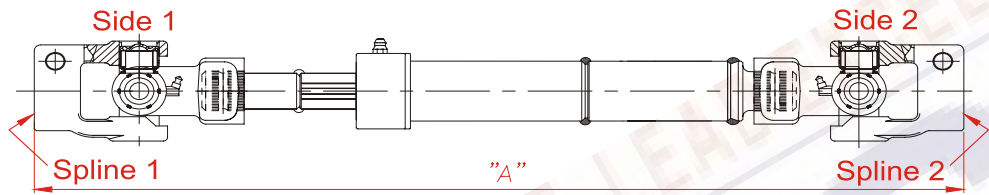


FIG.03

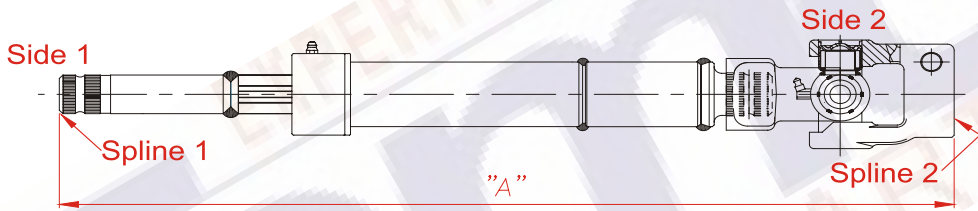


FIG.04

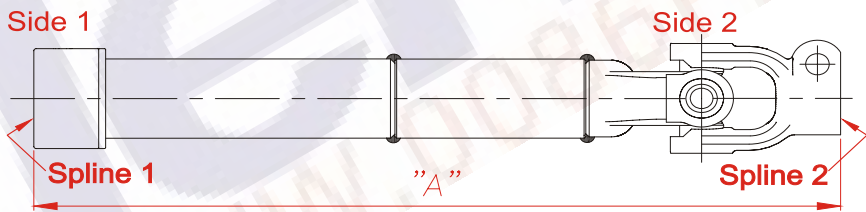


FIG.05

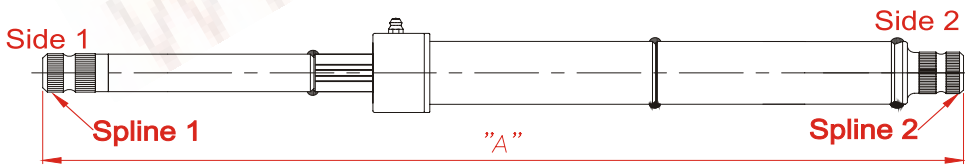
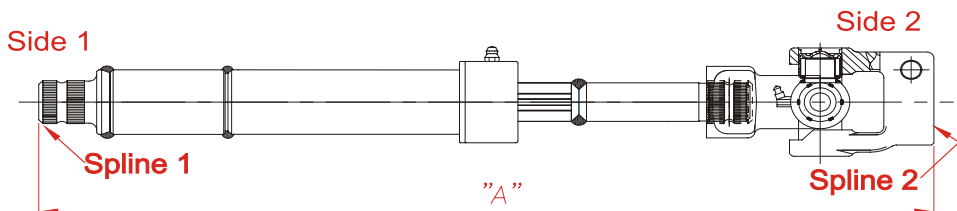










FIG.06



			<b>STAHL</b>	<b>SPICER</b>	
FIG.	CAR MODEL	OE NO.	STAHL NO.	SPICER NO.	APPLICATION
2	Scania Mercedes Benz	382.460.7609	CD-116	2106-1098/04X	OF-1417 / OF-1721 (1998 - 2005)
2	Volkswagen Mercedes Benz	382.460.7309	CD-118	2106-1098/03X	OH-1421 / OH-1621
1	Mercedes Benz	384.460.0109	CD-139	2106-1147X	OF-1418
-	AGRALE	6112.007.010.00.9	-	2106-1135/01X	-
-	AGRALE	6012.007.009.00.3	-	2106-1135/02X	-
1	Scania	526.953	CD-101	2106-1042/03X	K-112 (1983 - 1992)
1	Volkswagen	T00.415.721A	CD-102	2106-1011/01X	11-130 / 13-130
1	Scania	1.678.719 1.878.719	CD-103	2106-1100/01X	T-113 / T-143
1	Scania / Volvo	537.196	CD-104	2106-1014/01X	T-112 / T-142
1	Scania	1.675.454	CD-105	2106-1042/04X	K-112 (1993 - 1994)
1	Scania	1.678.721	CD-106	2106-1101/01X	R-113 / R-143
1	Scania	527.058	CD-107	2106-1015/02X	R-112 / R-142
1	Scania	539.073	CD-108	2106-1042/01X	L-112 / F-112
1	Volkswagen	T00.415.721	CD-110	2106-1010/01X	11-130 / 13-130 / 7.90 / 7.110S
4	Volkswagen	2R0.415.065	CD-112	2106-1121/01X	Ônibus 8-1200D / 8- 1500D / 9-1500D
1	Scania	1.543.014	CD-113	-	K-124
5	Volvo	20722947	CD-114	2106-1022/07X	N-10 / N-12 / NL-12 410 / NL-12 EDC410
5	Volvo	812.4194	CD-115	2106-1022/08X	NL-10 340 / NL-12 360 (1989 - 1995 / 4x2 e 6x2)
3	Mercedes Benz	384.460.8809	CD-117	2106-1063/01X	1218L / 1418L / 1618L / 1622L / 2318L
2	Mercedes Benz	382.460.7509	CD-119	2106-1098/02X	OH-1625 / OH-1628 / OH-1636
3	Mercedes Benz	384.460.8909	CD-120	2106-1063/02X	1630LS / 1935LS / 1941LS
3	Mercedes Benz	A 682.460.7409	CD-121	2106-1108/01X	1214C / 1215C / 1418 / 1718 / 1720 / 1723
2	Scania Volvo	A 695.460.0109 A 384.460.7108	CD-122	2106-1123/01X	1318 L (06/09) / 1620 Classic (96/09) / 1620 Eletrônico (07/09) 1632 / 1632 LS (98/05) / 1634 LS (01/05) / 1938 L / 1938 LS / 2638 (98/05)
6	Scania	1.541.653 1.490.913	CD-123	-	R-124
1	mercedes-benz	384.460.7009	CD-124	-	-



			<b>STAHL</b>	<b>SPICER</b>	
FIG.	CAR MODEL	OE NO.	STAHL NO.	SPICER NO.	APPLICATION
1	mercedes-benz	384.460.7009	CD-124	-	-
2	Scania	1.448.750/ 1.405.823/ 1.425.912	CD-125	-	T-114 / T-124
2	volvo	21185797	CD-126	-	NH-12 (1994 - 2003)
2	volvo	20777165	CD-127	-	FH-12 (1994 - 2003)
5	Volvo	812.6269	CD-128	2106-1022/10X	NL-12 EDC360 (1996 - 1999 / 4x2 e 6x2)
2	mercedes benz	A 688.460.9209	CD-129	2106-1105/01X	712C / 914C / L0-814
5	Volvo	308.3053	CD-133	2106-1022/03X	B-10M (Vertical / 1980 - 2006)
3	Volvo	303.8054	CD-134		
5	Volvo	819.5662	CD-135	2106-1022/09X	B-12 (1995 - 2006)
5	Volvo	819.6574	CD-136	2106-1022/03X	B-12 (1995 - 2006)
2	mercedes-benz	634.460.0309	CD-137	-	0-500 RSD
1	FORD	T75.415.501	CD-140	-	F-12000 (Ano até 98) / F-14000
1	scania	1.678.320	CD-141	2106-1096/01X	K-113 (Ano 93/94)
5	Volvo	995.5142 158.5480 162.4371	CD-142	-	F-10 / F-12 / F-16 / FL-10
-	-	1540425	CD-143	-	-
-	-	2T2422753	CD-144	-	-
-	-	2T2422753A	CD-145	-	-
-	-	1C45/3C529/BA	CD-146	-	-
-	-	1C45/3C529/AA	CD-147	-	-
-	-	504356496	CD-148	-	-
-	-	A693.460.0009	CD-149	-	-

### NOTE

---



---



---



---



---

### DACIA & FIAT & RENAULT



**PEUGEOT/CITROEN & KIA & HYUNDAI**



**VOLKSWAGEN & LAND ROVER & FORD**





**TOYOTA**



### TOYOTA



### TOYOTA



**mitsubishi**





### NISSAN & ISUZU / SUZUKI







### DAIHATSU & HONDA & MAZDA & DODGE & SCANIA & IVECO







### FORKLIFT PARTS&OTHERS



### DACIA. FIAT. RENAULT





			
NUMBER	O.E.NO.	CAR NAME	Application
	6001544842	DACIA	SUPER NOVA H47
	6001549773	DACIA	logan
	6001549774	DACIA	logan
	85008011	FIAT	131 LONG
	7799433	FIAT	131 SHORT
	7799433	RENAULT	Renault 1300
	85008011	RENAULT	Renault 1600
	7700687433	RENAULT	R4, 5, 9, 11
	7700785327	RENAULT	Renault 9/19
	7700793457	RENAULT	Renault 9
	7700845802	RENAULT	Renault 15
	1609003 401DMM008	RENAULT	VECTRA
	6001544842 8200090307	RENAULT	Solenza
	8200720901	RENAULT	Dacia logan
	8200720903	RENAULT	Dacia logan

### PEUGEOT. CITROEN





			
NUMBER	O.E.NO.	CAR NAME	Application
	2619.16	PEUGEOT	PEUGEOT 404
	2619.17	PEUGEOT	PEUGEOT 504
	4103.53	PEUGEOT	CITROEN C25
	10203010	PEUGEOT	peugeot405
	4103,E1	PEUGEOT	306
	4103.A7	CITROEN	C25 PAARTNER
	4103.A8	PEUGEOT	205 309
	4103.E4R 1034E44	PEUGEOT CITROEN	PEUGEOT
	4103.G3	PEUGEOT	PEUGEOT PARTNER D.MAVS. 869916640042
	4103.H4	PEUGEOT	PEUGEOT PARTNER D.MAVS. 869916640041
	CITROEN-ZX	CITROEN	CITROEN







### KIA. HYUNDAI

			
NUMBER	O.E.NO.	CAR NAME	Application
	OK72A-32-860	KIA	PRIDE
	OK72A-32-850	KIA	PRIDE
	OK60A-32-550	KIA	PRIDE
	MB210-32-850	KIA	RID, Year: 01-
	KOA021-32-090A	KIA	PRIDE
	KDA02-32-090	KIA	PRIDE
	KK370-32-090	KIA	PRIDE
	KK198-32-090	KIA	PRIDE
	KK150-32-850	KIA	PRIDE-SHUMA-RIO
	K711-32-850C	KIA	BESTA, Year: 86-
	K710-32-550	KIA	BESTA, Year: 86- SHORT
	57630-67000	HYUNDAI	HYUNDAI
	57630-28000	HYUNDAI	HYUNDAI
	56410-33920	HYUNDAI	SONATA
	56410-31020	HYUNDAI	STELLAR
	56410-24000	HYUNDAI	EXCEL
	56400-2D500	HYUNDAI	ELANTRA
	56400-26000	HYUNDAI	SANTE
	56370-02900	HYUNDAI	Atos Prime (2001-

### VOLKSWAGEN

			
NUMBER	O.E.NO.	CAR NAME	Application
	191 419 951F	Volkswagen	Volkswagen
	1H1 419 952B	Volkswagen	VW jetta king
	191 419 951J	Volkswagen	VW GOLF JETTA
	191-419-951	Volkswagen	GOLF 2, Model: JETTA (M), Year: 85-92
	6U1419972	Volkswagen	skoda
	171-419-951	Volkswagen	GOLF/SKODA SHORT
	171-419-951C	VOLKSWAGEN	Car Name: GOLF 1, Model: CABRIOLET (M)
	176-422-951B	VOLKSWAGEN	Car Name: GOLF 2, Model: JETTA (P), Year: 85-92
	113-415-951B	VOLKSWAGEN	BETTLE

### LAND ROVER

			
NUMBER	O.E.NO.	CAR NAME	Application
	NRC7704	ROVER	LAND ROVER RANGE/DEFENDER
	NRC7387	ROVER	LAND ROVER, Year: 87-94
	NTC8478	ROVER	Landrover.discovery Year: 87-94
	QMN500250	ROVER	Discovery 3 LR3

### FORD

NUMBER	O.E.NO.	CAR NAME	Application
	89FB 3B734 A2D	FORD	Fiesta
	92VB 3K677 EA	FORD	Transit
	94VB 3K677 BA	FORD	Transit
	80BB 3K677 AA	FORD	transit
	2SB.415.501	FORD	F-1000

### TOYOTA

NUMBER	O.E.NO.	CAR NAME	Application
	008715	TOYOTA	TOYOTA
	45080-2DR0A-C101	TOYOTA	TOYOTA
	45202-27901	TOYOTA	Kijang KF50
	45202-33080	TOYOTA	camry
	45203-0K010	TOYOTA	TOYOTA
	45203-27050	TOYOTA	KIJANG , Model: KF50 (M), Year: 92-
	45205-32010	TOYOTA	Corolla AE80
	45203-38030	TOYOTA	Kijang
	45203-38031	TOYOTA	Kijang KF-50
	45203-38040	TOYOTA	KIJANG , Model: KF60 KF70 (M), Year: 97-
	45203-38050	TOYOTA	KIJANG , Model: KF60 KF70 (P), Year: 97-
	45203-38250	TOYOTA	TOYOTA
	45206-0N010	TOYOTA	REIZ
	45209-0D020	TOYOTA	TOYOTA
	45209-10020	TOYOTA	TOYOTA TERCEL AL20
	45209-12050	TOYOTA	Corolla AE92
	45209-12060	TOYOTA	Corolla AE100
	45209-12080	TOYOTA	Corolla AE100
	45209-12H00	TOYOTA	TOYOTA
	45209-14030	TOYOTA	Corolla KE70
	45209-16020	TOYOTA	Tercel EL30
	45209-16030	TOYOTA	TERCEL , Model: EL31 (P), Year: 89-90
	45209-16040	TOYOTA	COROLLA 2C/TERCEL 94/..
	45209-26020	TOYOTA	HIACE
	45209-32010	TOYOTA	COROLLA AE80, EE80/Daihatsu CHARMANT, Model: R/L
	45209-32020	TOYOTA	Camry SV20
	45209-35020	TOYOTA	TOYOTA HILUX LN85 79/87
	45209-38030	TOYOTA	Toyota
	45209-38031	TOYOTA	Toyota
	45209-50010	TOYOTA	LEXUS LS4000
	45209-60070	TOYOTA	JEEP 4500 LC80
	45210-0W012	TOYOTA	TOYOTA
	45210-26010	TOYOTA	HIACE , Model: YH50/60 (M), Year:
	45210-26040	TOYOTA	HIACE , Model: YH80, Year: 86-
	45210-22050	TOYOTA	COROLLA

### TOYOTA





			
NUMBER	O.E.NO.	CAR NAME	Application
	45220-27110	TOYOTA	Liteace KM36
	45220-33190	TOYOTA	CAMRY
	45220-33200	TOYOTA	CAMRY 02-06
	45220-33270	TOYOTA	CAMRY
	45220-48170	TOYOTA	HIGH LANDER
	45220-60140	TOYOTA	RZJ120
	45220-87Z02-001	TOYOTA	TOYOTA
	45220-87Z02-009	TOYOTA	TOYOTA
	45220-BZ010	TOYOTA	TOYOTA
	45220-BZ060	TOYOTA	TOYOTA
	45220-BZ120	TOYOTA	TOYOTA
	45230-27080	TOYOTA	LITEACE
	45230-35040	TOYOTA	HILUX L/3L 88/..
	45230-38031	TOYOTA	TOYOTA
	45230-85000	TOYOTA	Daihatsu T120-SS
	45230-87302	TOYOTA	Daihatsu Delta SV22
	45230-87309	TOYOTA	Daihatsu Delta V-83 TOYOTA COASTER/DYNA
	45230-87502	TOYOTA	TOYOTA/DAIHATSU
	45230-87601	TOYOTA	DAIHATSU RUGGER
	45260-02100	TOYOTA	COROLLA
	45260-0D060	TOYOTA	TOYOTA
	45260-12010	TOYOTA	Corolla KE70
	45260-20100	TOYOTA	CORONA, Model: AT171 AT180 (P), Year: 87-92
	45260-20100	TOYOTA	CORONA 1.6
	45260-20260	TOYOTA	Corona Exior 2.0L
	45260-20390	TOYOTA	Premio 2.0L
	45260-33030	TOYOTA	CAMRY 92- 2.2
	45260-33031	TOYOTA	TOYOTA R-S CAMRY
	45360-69108	TOYOTA	TOYOTA
	45390-26010	TOYOTA	TOYOTA
	45390-26050	TOYOTA	HIACE, Model: LH102 ZRH112, Year: 89-
	45390-26121	TOYOTA	HI-LUX/HIACE, Model: YH80
	45390-27060	TOYOTA	LITEACE KM36 (MEDIUM)
	45390-27110	TOYOTA	TOYOTA
	45390-87501	TOYOTA	TOYOTA
	45390-87507	TOYOTA	TOYOTA
	45890-G8250	TOYOTA	TOYOTA

### MITSUBTSHI


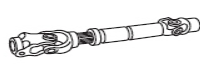


			
NUMBER	O.E.NO.	CAR NAME	Application
	1-44135-209-0	Mitsubishi	Mitsubishi Canter
	1-44135-210-0	MITSUBISHI	MITSUBISHI
	33278664-2	MITSUBISHI	MITSUBISHI
	4-54435-323-0	MITSUBISHI	MITSUBISHI
	48220-61J10-000	MITSUBISHI	MITSUBISHI
	4DR5	Mitsubishi	canter 4DR5
	5-44360-976-3	MITSUBISHI	MITSUBISHI
	56410-24000	MITSUBISHI	PRECIS, Year: 90-92
	68542-32361	MITSUBISHI	MITSUBISHI
	CW732458	MITSUBISHI	VERICA
	FUSO 91A	FUSO 91A	FUSO 91A
	GA33-32-986	MITSUBISHI	MITSUBISHI
	MA532861	MITSUBISHI	MITSUBISHI
	MB080152	MITSUBISHI	CANTER
	MB122156	MITSUBISHI	MITSUBISHI
	MB347457	MITSUBISHI	MITSUBISHI
	MB349163	MITSUBISHI	MITSUBISHI
	MB378373	MITSUBISHI	MITSUBISHI
	MB378394	MITSUBISHI	CANTER FE211/214
	MB412201	MITSUBISHI	DELICA
	MB519363	MITSUBISHI	MITSUBISHI
	MB527170	MITSUBISHI	DELICA
	MB532678	MITSUBISHI	ECLIPSE
	MB563602	MITSUBISHI	MITSUBISHI
	MB564142S	MITSUBISHI	LANCER
	MB589469	MITSUBISHI	MITSUBISHI
	MB598479	MITSUBISHI	MITSUBISHI
	MB673186	MITSUBISHI	PAJERO, Model: L041G
	MB863659	MITSUBISHI	MITSUBISHI
	MB951787	MITSUBISHI	SPACE GEAR
	MB963602	MITSUBISHI	MITSUBISHI
	MC-081000	MITSUBISHI	MITSUBISHI
	MC818371	MITSUBISHI	FUSO FM515
	MR168536	MITSUBISHI	MITSUBISHI
	MR205884	Mitsubishi	Mitsubishi Freeca
	MR249025	MITSUBISHI	FREECAR, Year: 89-
	PW332781	MITSUBISHI	MITSUBISHI
	PW521107	MITSUBISHI	MITSUBISHI
	PW521309	MITSUBISHI	MITSUBISHI







### NISSAN

			
NUMBER	O.E.NO.	CAR NAME	Application
	34121-Z2009	NISSAN	NISSAN CK132
	48070-35C85	NISSAN	NISSAN
	48080-01A00	NISSAN	Nissan B11 Sunny
	48080-02A00	NISSAN	Nissan sunny B11
	48080-35A00	NISSAN	NISSAN
	48080-50A00 48080-13E01	NISSAN	SUNNY B12 NISSAN
	48080-50A01	NISSAN	SUNNY. B12(P). 87 -.
	48080-50A10	NISSAN	B12 MEC SUNNY/SENTRA
	48080-65Y00	NISSAN	NISSAN B13 SUNNY/SENTRA
	48080-8M100	NISSAN	SENTRA SUNNY
	48080-ED50A	NISSAN	QIDA
	48080-W2200	NISSAN	NISSAN BLUEBIRD 910
	48081-53C23	NISSAN	NISSAN
	48617-15A35	NISSAN	NISSAN
	48680-53301	NISSAN	NISSAN





### ISUZU. SUZUKI

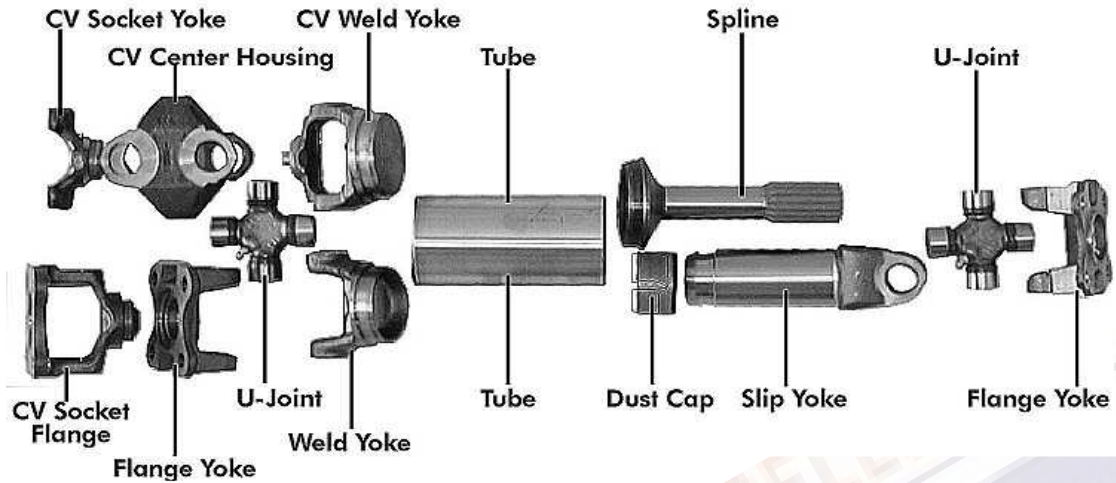
			
NUMBER	O.E.NO.	CAR NAME	Application
	4-54435-323-0	ISUZU	ISUZU
	48230-78A00	Suzuki	Suzuki Super Carry
	48230-80100	Suzuki	Suzuki Samurai1993
	48230-85000	SUZUKI	Car Name: FUTURA, Model: SL413, Year: 91-
	48230-85001	SUZUKI	SUZUKI
	48250-33030	SUZUKI/ISUZU	SUZUKI/ISUZU
	5-44360-976-3	SUZUKI/ISUZU	SUZUKI/ISUZU
	8-93323-163	SUZUKI/ISUZU	SUZUKI/ISUZU
	8-94128-208-0	ISUZU	NKR NPR
	8-94128-208-1	ISUZU	NPR NKR
	8-94128-208-2	ISUZU	NKR
	8-94128-208-3	ISUZU	NPR BIG HOLE
	8-94205-136-0	ISUZU	ISUZU GEMINI PF60
	8-94267-382-5	SUZUKI/	SUZUKI/ISUZU
	8-97094-625-0	ISUZU	Car Name: TRUCK, Model: NKR
	8-9754599-0	ISUZU	SUZUKI/ISUZU
	9-33655-006-0	ISUZU	ISUZU

### DAIHATSU. HONDA. MAZDA

			
NUMBER	O.E.NO.	CAR NAME	Application
	45209-32010	DAIHATSU	CHARMANT
	45209-87601	DAIHATSU	RUGGER
	45230-85000	DAIHATSU	t120-ss
	45230-87302	DAIHATSU	Delta SV22
	45230-87308	DAIHATSU	Delta v-22
	45230-87309	DAIHATSU	Delta v-83
	45230-87504	DAIHATSU	Hijet S75
	45230-87601	DAIHATSU	RUGGER
	45290-87202	DAIHATSU	MIRA
	53323-5L0-A51	HONDA	ACCORD
	53323-SL0-A51	HONDA	ACCORD 1994.
	53323-SN4-003 53323-SN8-003	HONDA	ACCORD 1990.
	B210-32-850	MAZDA	FESTIVA, Year: 88-93
	BF68-32-090	MAZDA	LASER Year: 86-89
	GA97-32-090B	MAZDA	TELSTRA, Year: 83-87
	K370-32-090	MAZDA	FESTIVA, Year: 96-
	SE45-32-550	MAZDA	BONGO, Year: 86-
	W001-32-051A	MAZDA	TITAN SHORT T3000 T4000 R/L
	W001-32-051A	MAZDA	TITAN LONG T3000 T4000 R/L

### DODGE


			
NUMBER	O.E.NO.	CAR NAME	Application
	5535121Ab 55351209Ab 52078808AD	DODGE	Dakota Durango 1997-2000
	55351171AE 55351171AA 55351199AB	DODGE	97-99 DakotaDurango 4X4
	55351246AA 55351246AB 55351246AC 55351246	DODGE	DODGE DURANGO DAKOTA 4x4
	52078808AC 52078808AD	DODGE	DAKOTA



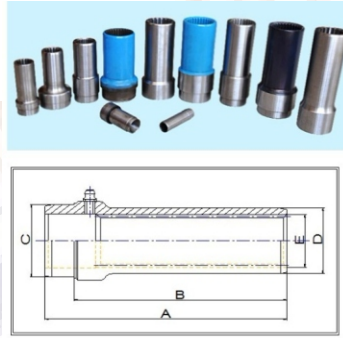
**Spline shaft**

**Spline bush**


**Spline shaft**



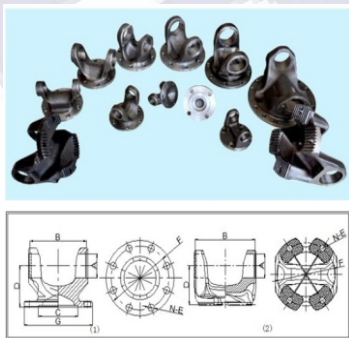
**Flange yoke**



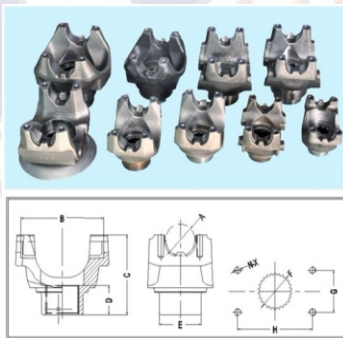
**End yoke**



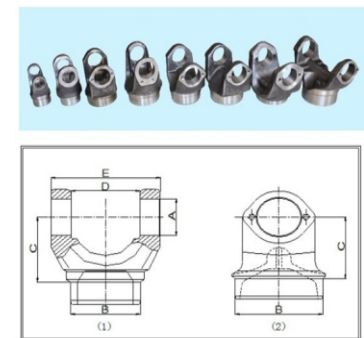
**Weld yoke**



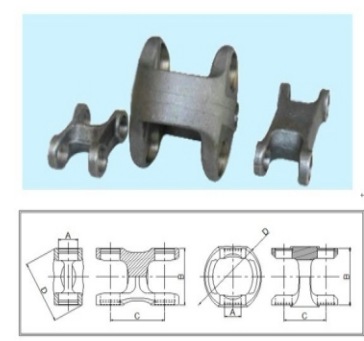
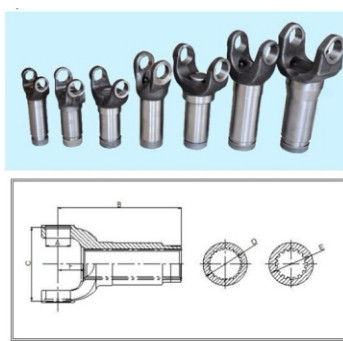

**Companion Spline Shaft**








**Slip yoke**



**Double yoke**



## DRIVESHAFT COMPONENTS

				
PART NAME	O.E.NO.	U-JOINT	CAR NAME	Application
DRIVESHAFT PARTS	ALX-01	-	TOYOTA	-
DRIVESHAFT PARTS	ALX-02	-	TOYOTA	-
SPLINE SHAFT	37301-60010(36010)	-	TOYOTA	SPLINE NO.:20
SLIP YOKE	37302-20040	GUT-13	TOYOTA	KF-20(C )
SLIP YOKE	37302-36020/36010	GUT-20	TOYOTA	2F-BU30(F)
COMPINION FLANGE	37304-36030	-	TOYOTA	2F-BU30
FLANGE YOKE	37315-20020	GUT-13	TOYOTA	KF-20
FLANGE YOKE	37315-36020	GUT-20	TOYOTA	-
COMPINION FLANGE	41204-20030	-	TOYOTA	KF-20/2F BU30
COMPINION FLANGE	41204-36060	-	TOYOTA	2F-BU30
COMPINION FLANGE	41204-37020	-	TOYOTA	-
CROSS JOINT	41371-36020	-	TOYOTA	-
CROSS JOINT	41371-37010	-	TOYOTA	-
FLANGE YOKE	27131-83001	GUS-7	SUZUKI	T-5
SLIP YOKE	27140-83000	-	SUZUKI	-
COMPINION FLANGE	MB000049	-	MITSUBISHI	-
COMPINION FLANGE	MB-000049-PS100	-	MITSUBISHI	-
FLANGE YOKE	MB-000059	GUM-87	MITSUBISHI	-
SLIP YOKE	MB-000069	GUM-93	MITSUBISHI	FE-111(C )
SPLINE SHAFT	MB-000110S	-	MITSUBISHI	-
FLANGE YOKE	MB-000238	GUM-93	MITSUBISHI	4D31
SLIP YOKE	MB-000252	GUM-93	MITSUBISHI	PS-100/4D34( C )
COMPINION FLANGE	MB-005229	-	MITSUBISHI	M-8694
SLIP YOKE	MB-293010	GUM-75	MITSUBISHI	PS120/FE119.4D34
FLANGE YOKE	MB-293352	GUM-75	MITSUBISHI	FE119/PS120.4D34
DRIVESHAFT PARTS	F235-0TEETH	-	FORD	F-235
DRIVESHAFT PARTS	F235-10TEETH	-	FORD	F-236
DRIVESHAFT PARTS	F235-13TEETH	-	FORD	F-237
DRIVESHAFT PARTS	F235-14TEETH	-	FORD	F-238
SLIP YOKE	37302-87606	GUD-84	DAIHATSU	F-70( C )
FLANGE YOKE	37315-87601	GUT-84	DAIHATSU	F-70

## NOTE

---



---



---



---



---

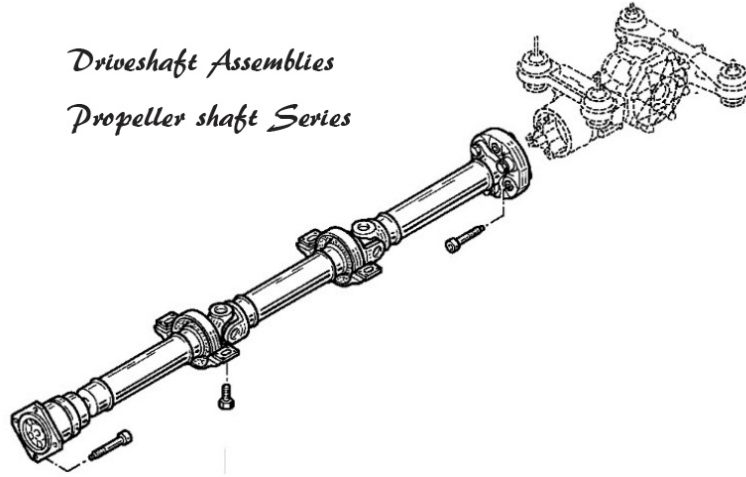


---

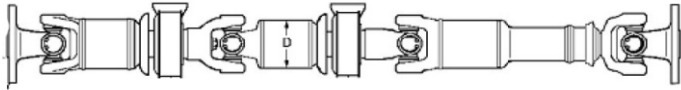


Driveshaft components					
		<b>STAHL</b>	<b>SPICER</b>	<b>MecPar</b>	
CAR NAME	OEM NO.	STAHL NO.	SPICER. NO.	MECPAR	PARTS NAME
MERCEDES-BENZ	341.411.0205	GF-601	26-118	GR1337	TUBE YOKE
Volkswagen	-	GF-602	2-28-1697	GR1031	TUBE YOKE
Mercedes-Benz Volkswagen	B955305168501	GF-605	5-28-327	GR1036	TUBE YOKE
Scania	169113	GF-606	26-135	GR1430	TUBE YOKE
Scania	207896	GF-607	26-163	GR1431	TUBE YOKE
Volvo/Mercedes Benz	-	GF-608	26-215C	GR1432	TUBE YOKE
Volkswagen/FORD	-	GF-613	2-28-357	GR1030	TUBE YOKE
Mercedes Benz	3444100188	LV-601	03-339XS	LF60-A	SLIP YOKE
Mercedes Benz	-	LV-610	03-514XL	LF69-A	SLIP YOKE
FORD	TAAM4841A	LV-617	2-3-1421KX	LV1044	SLIP YOKE
Ford Volkswagen	BC8Y4841A 2994948	LV-618	2-3-128KXS	LF81-A	SLIP YOKE
Volkswagen	2TG521353	LV-619	90-3-21X	LF82-A	SLIP YOKE
-	-	-	2-28-417	-	SLIP YOKE
-	-	-	2-3-8001	-	SLIP YOKE
-	-	-	2-3-8021	-	SLIP YOKE
Mercedes Benz	352.410.0130	FL-601	01-246C	FL1355	COMPION FLANGE
Mercedes Benz	336.411.0011	FL-603	02-334	AT1352	FLANGE YOKE
Mercedes Benz	352.411.0011	FL-604	3-2-1139	AT1350	FLANGE YOKE
Ford/Mercedes Benz	-	PT-601	3-40-1901	PT1029	SPLINE SHAFT
Ford/Mercedes Benz	-	PT-602	3-53-1881	PT1030	SPLINE SHAFT
Mercedes Benz	358.411.0002	PT-603	40-1445	PT1326	SPLINE SHAFT
Mercedes Benz	344.410.7001	PT-604	54-442C	PT1332	SPLINE SHAFT
Mercedes Benz	335.411.0102	PT-605	54-556C	PT1334	SPLINE SHAFT
VME Clark Michigan/Chevrolet / General Motors/Ford/Iveco/J.I. Case	-	PT-606	4-40-761	PT1020	SPLINE SHAFT
Mercedes Benz/Chevrolet / General Motors/FORD/Iveco	384.410.0208	PT-607	5-40-1051	PT1022	SPLINE SHAFT
Mercedes Benz/Navistar/Volkswa gen/FORD	-	PT-608	6-40-621	PT1034	SPLINE SHAFT
VOLVO	6.5-40-191	PT-609	6.5-40-191	PT1940	SPLINE SHAFT
Scania	208074	PT-611	40-1723	PT1421	SPLINE SHAFT
Iveco/Mercedes Benz/Volvo	-	PT-612	250-53-11	PT1036	SPLINE SHAFT
Chevrolet / General Motors/Ford/Iveco/Mer cedes Benz/Volkswagen	-	PT-613	90-53-11	PT1025	SPLINE SHAFT
Ford/Mercedes Benz	-	PT-614	3-40-1571	PT1028	SPLINE SHAFT
Scania	169110	PT-615	40-1722	PT1420	SPLINE SHAFT
Chevrolet / General Motors/Ford/Volkswag en	-	PT-616	3-53-451	PT1018	SPLINE SHAFT
Chevrolet / General Motors/Ford	-	PT-617	4-53-61	PT1027	SPLINE SHAFT
Mercedes Benz	335.411.0002	PT-618	40-1560	PT1328	SPLINE SHAFT
Chevrolet / General Motors/Ford/Volkswag en	-	PT-619	3-53-1371	PT1016	SPLINE SHAFT
Chevrolet / General Motors	-	PT-620	3-53-1361	PT1230	SPLINE SHAFT
Mercedes Benz	690.411.0002	PT-621	53-1443	PT1026	SPLINE SHAFT
-	-	PT-622	-	-	SPLINE SHAFT
-	-	PT-623	-	-	SPLINE SHAFT
-	-	PT-624	-	-	SPLINE SHAFT
-	-	PT-625	-	-	SPLINE SHAFT
PONTEIRA	-	-	2-40-1701	PT1949	SPLINE SHAFT
PONTEIRA	-	-	2-40-1851	PT1952	SPLINE SHAFT
Mercedes Benz	000.410.0430	TM-601	04-852-1	FL1370	END YOKE
Mercedes Benz	000.410.1630	TM-602	250-4-871-1	-	END YOKE
Ford	4460311	TM-604	4.4-6031-1	FL1083	END YOKE
Ford	88HU4865A	TM-605	5-4-7171-1	FL1086	END YOKE

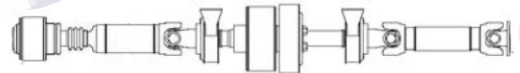
*Driveshaft Assemblies  
Propeller shaft Series*



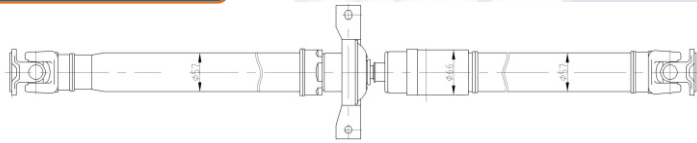
**FORD**



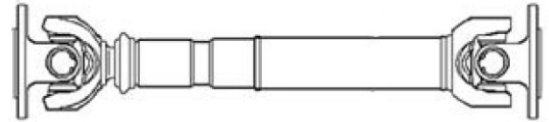
**LANDROVER**



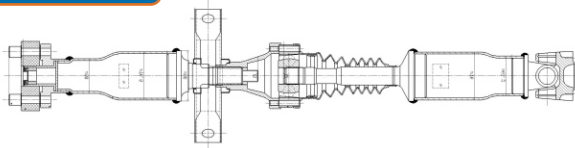
**HONDA**



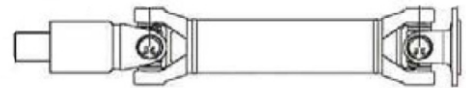
**LANDROVER**



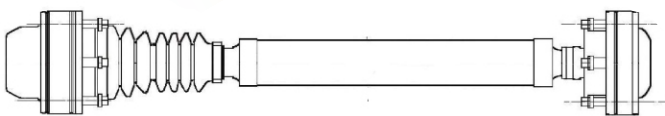
**HYUNDAI**



**DAIHATSU**



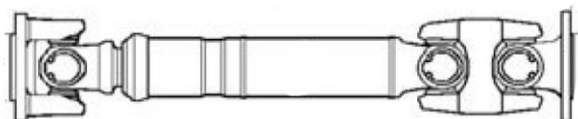
**JEEP**



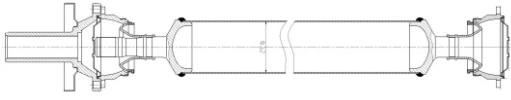
**DAIHATSU**



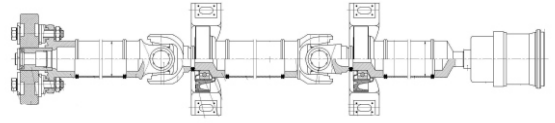
**LANDROVER**



## MITSUBISHI



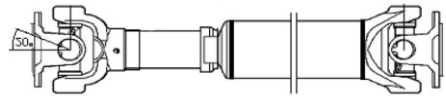
## RENAULT



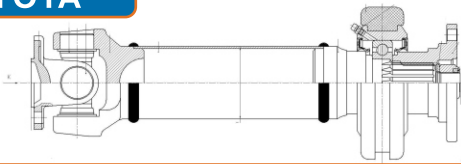
## NISSAN



## NISSAN



## TOYOTA



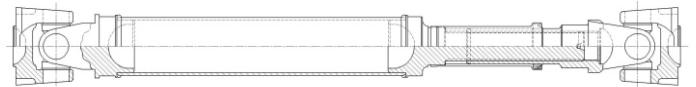
## TOYOTA




## TOYOTA



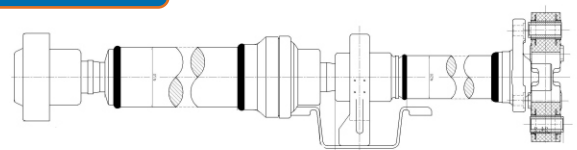
## TOYOTA







## VW/AUDI



## VW/AUDI/PORSCHE





			
NUMBER	O.E.NO.	CAR NAME	Application
	7L6521102	AUDI	Audi Q7 L=1246MM
	955.421.020.13	PORSCHE	Porche Cayenne L=1246MM
	7L0521102B/D/G	VW	Volkswagen Touareg L=1185MM
	7L6521102B/C/D	VW	Volkswagen Touareg L=1246MM
	7L0521101A      955 421 020 00	VW/AUDI	Volkswagen Touareg      Audi Q7 PORSCHE CAYYEN
NUMBER	O.E.NO.	CAR NAME	Application
	TVB000090	ROVER	Landrover Freelander
	TVB000190	ROVER	Landrover Freelander
	FRC8386	ROVER	Landrover Discovery
	FRC8387	ROVER	Landrover Discovery
	FRC8389	ROVER	Landrover Discovery
	FRC8390	ROVER	Landrover Defender
	FRC8391	ROVER	Landrover Defender
	FRC8392	ROVER	Landrover Defender
	TVB500510	ROVER	RANGE ROVER
	TVB000110	ROVER	Landrover Discovery2
	TVB500360	ROVER	Landrover Discovery3
	TVB500160	ROVER	Landrover Discovery3



			
NUMBER	O.E.NO.	CAR NAME	Application
	061122a0087(PS06)	Toyota	TOYOTA
	37100-0W060	Toyota	Toyota Rinosaurus
	37100-25020	Toyota	Toyota 14B
	37100-OK100	Toyota	Toyota
	37110-0K030	Toyota	TOYOTA
	37110-27340	Toyota	TOYOTA 5K
	37110-30180		TOYOTA
	37110-36160	Toyota	Toyota ? LENGTH: 610 M/M
	37110-3D300	Toyota	TOYOTA
	37110-60450	Toyota	Toyota Landcruiser FJ80(190-8 92 )
	37110-60520	Toyota	Toyota Land Cruiser 80 ATM 90- ? LENGTH: 1220 M/M
	37110-60620	Toyota	Toyota land cruiser LENGTH: 1099.5 M/M
	37110-60810	Toyota	Toyota
	37110-6A310	Toyota	Toyota Landcruiser 4500(AT)
	37110-6A430	Toyota	TOYOTA
	37110-6A440	Toyota	Toyota Landcruiser /Genuine/Lexus
	37110-6A610	Toyota	Toyota Landcruiser
	37110-6A620	Toyota	TOYOTA
	37110-OK030	Toyota	Toyota
	37120-30390		TOYOTA
	37120-30420	Toyota	TOYOTA
	37120-OK030	Toyota	Toyota
	37140-00410	Toyota	TOYOTA
	37140-35030	Toyota	Toyota HL-LUX
	37140-35090	Toyota	TOYOTA LENGTH: 700 M/M
	37140-35130		TOYOTA
	37140-35190J	Toyota	T/SHAFT FRT 78/79SER
	37140-60240	Toyota	FJ80, FZJ80, HDJ80, HZJ80
	37140-60250	Toyota	FZJ80
	37140-60280	Toyota	TOYOTA
	37140-60350	Toyota	Land Cruiser 80 MTM 92-98
	37140-60370		TOYOTA
	37140-60380	Toyota	Toyota Prado ? LENGTH: 1335 M/M
	37140-6A610	Toyota	Toyota Landcruiser
	37302-20040	Toyota	TOYOTA KIJANG TOYOTA LENGTH: 1520 M/M(LONG) TOYOTA LENGTH: 1330 M/M(SHSHORT)
	BU-30/? LENGTH: 1020 M/M	Toyota	Toyota BU-30/? LENGTH: 1020 M/M
	D651-25-60XB	Toyota	MAZDA
	HZJ78	Toyota	HZJ78
	HZJ79	Toyota	HZJ79
NUMBER	O.E.NO.	CAR NAME	Application
	MC-817167	MITSUBISHI	Mitsubishi Fuso
	MR580390 3401A018	MITSUBISHI	MITSUBISHI PA JERO V73-00-07(AUTOMATIC)FRONT
	3401A019	MITSUBISHI	Mitsubishi Pajero V73 AUTOMATIC
	MB331137	MITSUBISHI	Mitsubishi Pajero V31
	MB505727	MITSUBISHI	Mitsubishi Pajero V32
	MB661086	MITSUBISHI	MITSUBISHI PA JERO V33
	MB661084	MITSUBISHI	MITSUBISHI PA JERO V33 MANUAL
	MB505727	MITSUBISHI	MITSUBISHI PA JERO V32
	MN147054	MITSUBISHI	MITSUBISHI OUTLANDER LENGTH(mm): 2035-2065MM
	MN107632	MITSUBISHI	SPORT MITSUBISHI LENGTH(mm): 1320MM
	MR388691	MITSUBISHI	MITSUBISHI LENGTH(mm): 660MM
	MR410902	MITSUBISHI	MITSUBISHI PA JERO V73-04.11 Front (Rear)

			
NUMBER	O.E.NO.	CAR NAME	Application
13	MR580389	MITSUBISHI	MITSUBISHI PAJERO V73-00-07(MANUAL)(FRONT) LENGTH(mm): 882MM
14	MR498869	MITSUBISHI	MITSUBISHI LENGTH(mm): 980
15	MR331136	MITSUBISHI	MITSUBISHI PAJERO V33 LENGTH(mm): 994MM
16	MR331131	MITSUBISHI	MITSUBISHI PAJERO V33 (AUTOMATIC) LENGTH(mm): 960MM
17	MR232133	MITSUBISHI	MITSUBISHI PAJERO V33/V43/AT
18	MB154224	MITSUBISHI	MITSUBISHI PAJERO
19	MR331132	MITSUBISHI	MITSUBISHI PAJERO V33
NUMBER	O.E.NO.	CAR NAME	Application
-01	8-94460082	ISUZU	ISUZU TFR
-02	8-94461863	ISUZU	ISUZU TFR
NUMBER	O.E.NO.	CAR NAME	Application
01	40100-SW A-A01	HONDA	Honda crv (new) REZ4
02	40100-S9A-E01	HONDA	Honda crv (old) RDS7
03	40100-S10-A01	HONDA	Honda crv
04	37140-8740	HINO	HINO
05	37210-8140	HINO	HINO
06	49300-0L000	HYUNDAI	HYUNDAI TUCSON
NUMBER	O.E.NO.	CAR NAME	Application
01	37140-90062	NISSAN	NISSAN
02	37000-7C000	NISSAN	Nissan Serena,Cargo
03	37000-7C001	NISSAN	Nissan Serena,Cargo
04	37000-7C002	NISSAN	Nissan Serena,Cargo
05	37000-7C003	NISSAN	Nissan Serena,Cargo
NUMBER	O.E.NO.	CAR NAME	Application
01	2356.1526.920	RENAULT	RENAULT MEGANE SCENIC RX4
02	IVECO-01 97260043	IVECO	IVECO
03	IVECO-02	IVECO	IVECO
NUMBER	O.E.NO.	CAR NAME	Application
01	CN4C154K357AD	FORD	Ford Transit
02	92VT4K375AC CN4C154K145AD	FORD	Ford Transit
03	37140-87404	DAIHATSU/ KEMBARA	DAIHATSU
04		DAIHATSU/ KEMBARA	DAIHATSU 19T KEMBARA
05	6014101710	MERCEDES-BENZ	BENZ PASSENGER BUS
NUMBER	O.E.NO.	CAR NAME	Application
01	5320-2205011-03 (xc-611)	KAMAZ	KAMAZ
02	53212-2205011-02 (xc-612)	KAMAZ	KAMAZ
03	4310-2202011-02	KAMAZ	KAMAZ
04	2121-2201012-02	LADA NIVA	LADA NIVA
05	2121-2203012-02	LADA NIVA	LADA NIVA
06	2121-2201012-04	LADA	LADA
07	2121-2203012-04	LADA	LADA
08	21211-2201012	LADA	LADA
09	21211-2203012	LADA	LADA
10	72-2203012-A2	MTZ	MTZ
13	24-2201010-01	GAZ	GAZ
14	2105-2200012	Volga	Volga
16	5320-2205011-03	KAMAZ	KAMAZ
17	3741-2201010	UAZ	UAZ
18	3741-2203010	UAZ	UAZ
19	31512-220101	UAZ	UAZ
20	31512-2203010	UAZ	UAZ
21	31512-2201010-10	UAZ	UAZ
22	31512-2201010-30	UAZ	UAZ
23	3151-2203010-01	UAZ	UAZ
24	31029-2200010-10	Volga 3110	Volga 3110
25	3302-2200010	GAZELLE	GAZELLE
26	3302-2200010-10	GAZELLE	GAZELLE
27	3307-2200011	GAZ	GAZ

### FOR JAPANESE VEHICLES AND HEAVY EQUIPMENT



Fig. A



Fig. B



Fig. C

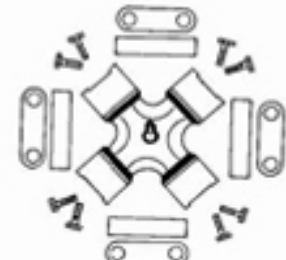


Fig. D



Fig. E



Fig. F




Fig. G



Fig. H



Fig. I

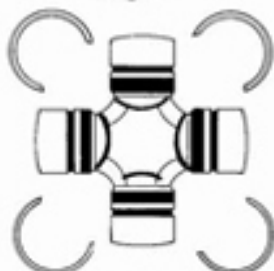


Fig. J

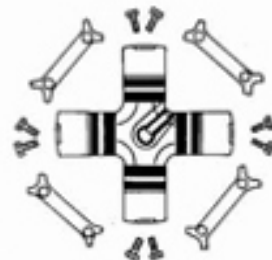


Fig. K




Fig. L

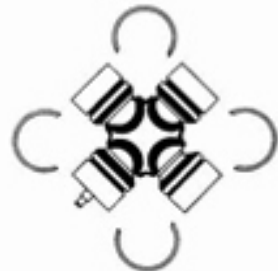


Fig. M

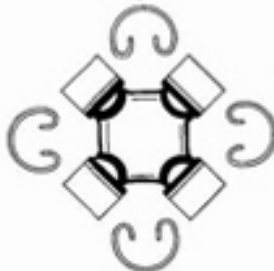


Fig. N



Fig. O



Fig. P



Fig. Q

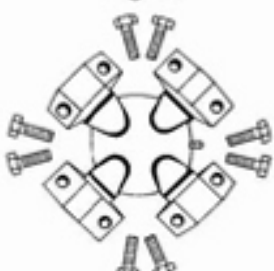


Fig. R



Fig. S



Fig. T

### FOR EUROPEAN VEHICLES AND AGRICULTURAL



Fig. A

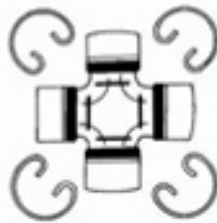


Fig. B



Fig. C



Fig. D

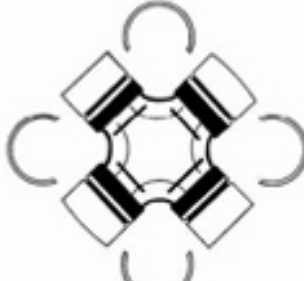


Fig. E



Fig. F



Fig. G



Fig. H



Fig. I




Fig. J




Fig. K



Fig. L



Fig. M



Fig. N

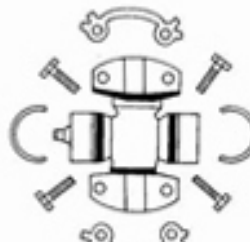


Fig. O



Fig. P



Fig. Q



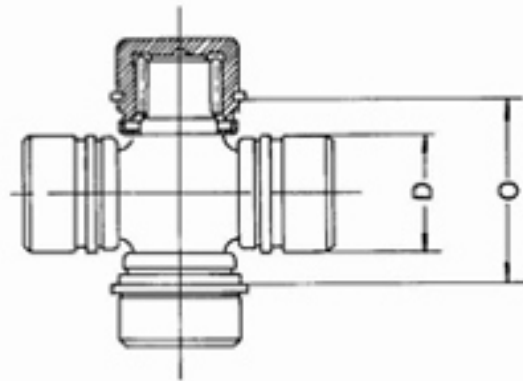
Fig. R



Fig. S



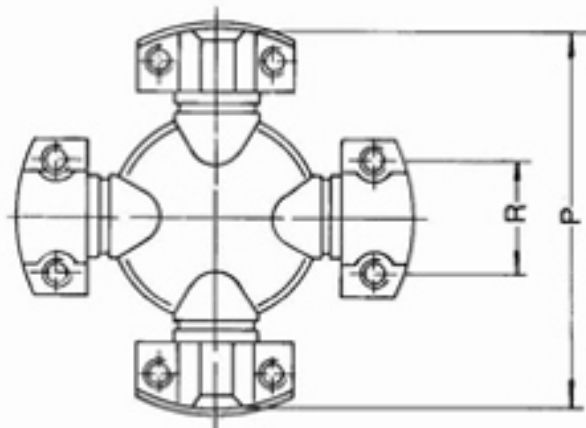
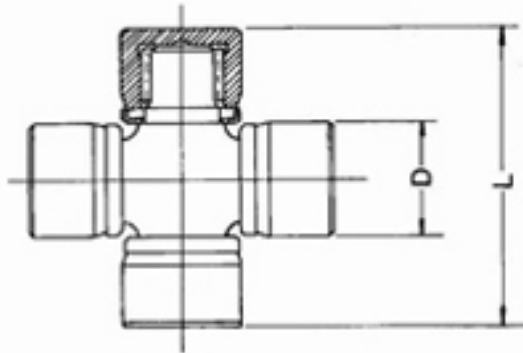
**MEASURING SYSTEM FOR UNIVERSAL JOINT KIT**



$D = \varnothing$  Bearing diameter

$O =$  Inside snapping

$N =$  Outside snapping



$P =$  Centering

$R =$  Bolt Pitch

EXPERTISE LEAD EXCELLENCE

**Temco**

EXPERTISE LEAD EXCELLENCE

**Temco**

WWW.0086PARTS.COM