


Gearbox



HIACE 3L



HIACE 5L




HILUX 4*2



HILUX 4*4




4JB1



4JA1


Gearbox



SUZUKI 462//SC110//F8A



SUZUKI 462Q//SC110A



SUZUKI 465//MR508A//F10A



SUZUKI MR508B



SUZUKI 474//MR510A01//G13B



CHANA CB10//MR510F01


Gearbox




WULING 1.2//SC12M5B



WULING 1.4//SC12M5B1



WULING 1.5//SC16M5C



WULING 1.5//SC16M5B



WULING B12//SC63B



WULING MR506A

Gearbox




Dongan BS09-10




Dongan BS09-3




LIFAN MR514E01



DFSK B21



BAW 1.5/S2/M20 //5TR15A01



BAW 1.6/S3/S3L//5TR16A01

Gearbox



BYD 5T14 F3/4G18/DA476

EXPERTISE LEAD EXCELLENCE

TEMCO

Isuzu Transmission Gear

NO.	OEM	DESCRIPTION	PICTURE	MODEL	N. W.
1	8-94435-143-0	COUNTER GEAR 18S/18S/17T/20T/33T/37T		4JA1 PICKUP TFR 87"	3.2
2	8-94435-143-1	COUNTER GEAR 18S/18S/17T/20T/33T/37T		4JA1 PICKUP	3.2
3	8-94435-160-1 =8-94435-160-2	INPUT GEAR 24S/23T/30-8T		4JA1 PICKUP PANTHER	1.19
4	8-94435-162-2	MAIN SHAFT 26S/26S/24S/27S		4JA1 PICKUP PANTHER	3.2
5		1ST GEAR 45T/40T		4JA1 PICKUP TFR 87"	1.06
6		2ND GEAR 45T/27T		4JA1 PICKUP TFR 87"	0.89
7	8-94161-137-1 (同 133-1)	3RD GEAR 30T/29T		4JA1 PICKUP TFR 87"	0.45
8	8-94161-912-1	5TH GEAR 30T/25T		4JA1 PICKUP PANTHER 87" 90"	0.42
9	8-94161-098-1 =8-94161-920-1	5TH COUNTER GEAR 18S/47T		4JA1 PICKUP PANTHER 87" 90"	1.1
10		REV. IDLER GEAR 23T		4JA1 PICKUP PANTHER 87" 90"	0.34
11	8-95535-135-0	1/2 RING 44S/45T		4JA1 PICKUP PANTHER 87" 90"	0.32
12	8-94310-153-0	3RD RING 40S/30T		4JA1 PICKUP PANTHER 87" 90"	0.13
13	8-94435-140-0	SYN 1&2 HUB 26S/45T SLEEVE 45T		4JA1 PICKUP PANTHER 87" 90"	0.72
14	5-33260-008-0	SYN 3&4 HUB 26S/30T SLEEVE 30T		4JA1 PICKUP PANTHER 87" 90"	0.66
15	5-33260-010-0	SYN 5 HUB 24S/30T SLEEVE 30T		4JA1 PICKUP PANTHER 87" 90"	0.72

Isuzu Transmission Gear

NO.	OEM	DESCRIPTION	PICTURE	MODEL	N. W.
16	8-94435-144-1 =8-94469-524-1	COUNTER GEAR 18/18/16/20/31/37T		4JA1 PICKUP PANTHER TFR 90"	3.1
17		3RD GEAR 30T/29T		4JA1 PICKUP PANTHER TFR 90"	0.47
18		INPUT GEAR 24S/23T/30-8T		KBZ2200 PICKUP 4JA1 OLD	1.2
19		COUNTER GEAR 18S/18S/16T/20T/31T/37T		KBZ2200 PICKUP 4JA1 OLD	3.02
20		5TH GEAR 30T/25T		KBZ2200 PICKUP 4JA1 OLD	0.42
21		5TH COUNTER GEAR 18S/47T		KBZ2200 PICKUP 4JA1 OLD	0.93
22		5TH GEAR 30T/24T		NEW TFR PICKUP	0.315
23		5TH CON GEAR 18S/49T		NEW TFR PICKUP	1.08
24		COUNTER GEAR 20S/20S/21T/31T/38T/46T		D-MAX 3000/2800	4.68
25	8-97100-912-0	COUNTER GEAR 28S/28S/2T1/27T/38T/46T		D-MAX 3000/2800	5.08
26	8-97182-212-0	INPUT GEAR 24S/25T/45T		D-MAX 3000/2800	1.42
27		MAIN SHAFT 27S/34S/26S/27S		D-MAX 3000/2800	4
28	8-97120-040-0	MAIN SHAFT 28S/34S/26S/27S		D-MAX 3000/2800	3.98
29		3RD GEAR 45T/29T		D-MAX 3000/2800	0.7
30	8-97104-023-2	5TH SPEED GEAR 36T/22T		D-MAX 3000/2800	0.55

gq g
Isuzu Transmission Gear

NO.	OEM	DESCRIPTION	PICTURE	MODEL	N. W.
31		COUNTER GEAR 20S/20S/19T/25T/32T/44T		D-MAX PICKUP 3000/2800	4.67
32		INPUT GEAR 24S/26T/45T		D-MAX PICKUP 3000/2800	1.43
33		MAINSHAFT 27S/26S/34S/28S		D-MAX 3000 PICKUP COMMONROIL	3.93
34		1-2 SL&HUB 34S/48-3T&48S		D-MAX PICKUP COMMONROIL	1.1
35		3-4 SL&HUB 27S/45-3T&45S		D-MAX PICKUP COMMONROIL	0.96
36		5-REVERSE 36S/36-3T&36S		D-MAX PICKUP COMMONROIL	0.67
37		INPUT GEAR 24S/23T/45T		D-MAX COMMONRAIL-KS	1.75
38		COUNTER GEAR 29T/22T/18T/12T/20T		D-MAX COMMONRAIL-KS	4.4
39		1ST GEAR 25T/48T		D-MAX COMMONRAIL-KS	1.6
40		2ND GEAR 23T/48T		D-MAX COMMONRAIL-KS	1
41		3RD GEAR 22T/45T		D-MAX COMMONRAIL-KS	0.86
42		5TH GEAR 25T/36T		D-MAX COMMONRAIL-KS	0.75
43		5TH COUNTER GEAR 39T/20S		D-MAX COMMONRAIL-KS	1
44		INPUT GEAR 27S/35T/36T		VGS PICKUP	2.97
45	8-98049-345-1	MAIN SHAFT 24/14/20/27T		VGS PICKUP	2.62

Isuzu Transmission Gear

NO.	OEM	DESCRIPTION	PICTURE	MODEL	N. W.
46	8-98210-235-0	1ST GEAR 48T/45T		VGS PICKUP	1.65
47	8-98210-236-0	2ND GEAR 48T/38T		VGS PICKUP	1.35
48		5TH GEAR 36T/46T		VGS PICKUP	1.07
49		5TH CON GEAR 26-2S/27T		VGS PICKUP	0.47
50		1/2 SYN 34S/48-12T&48S		VGS PICKUP	0.98
51		3/4 SYN 25S/36T&36S		VGS PICKUP	0.72
52		5TH SYN 33S/36T&36S		VGS PICKUP	0.66
53		REVERSE SYN 26S/36T&36S		VGS PICKUP	0.47
54	8-97168-980-0	INPUT GEAR 21S/29T/36T		4BE1/4HF1/4BD1 MXA5R	2.14
55	8-97380-630-1	COUNTER GEAR 13T/20T/33T/49T/45T		4JH1-TC 4HF1-2005 NKR-71	11.24
56	8-97252-924-1	INPUT GEAR 14S/28T/45T		4JH1-TC 4HF1-2005 NKR-71	2.6
57	8-97350-010-0	1ST GEAR 45T/43T		4JH1-TC 4HF1-2005 NKR-71MY5T	2.54
58	8-97241-237-1	2ND GEAR 45T/38T		4JH1-TC 4HF1-2005 NKR-71MY5T	1.81
59	8-97241-234-0	3RD GEAR 45T/34T		4JH1-TC 4HF1-2005 NKR-71MY5T	1.36
60	8-97241-231-0	5TH GEAR 45T/22T		4JH1-TC 4HF1-2005 NKR-71MY5T	

Isuzu Transmission Gear

NO.	OEM	DESCRIPTION	PICTURE	MODEL	N. W.
61	8-97241-244-0	REV. GEAR 45/41T		4JH1-TC 4HF1-2005 NKR-71MY5T	2.34
62	8-97241-298-3	HUB 1&R/2&3 42S/45-6T		4JH1-TC 4HF1-2005 NKR-71MY5T	0.76
63	8-97241-296-1	SLEEVE 1&R/2&3 45S		4JH1-TC 4HF1-2005 NKR-71MY5T	
64	8-97366-526-5	HUB 4&5 28S/45T		4JH1-TC 4HF1-2005 NKR-71MY5T	0.48
65	8-97300-195-0	SLEEVE 4&5 45T		4JH1-TC 4HF1-2005 NKR-71MY5T	0.5
66		INPUT GEAR 21S/29T/36T (3 LINES Ø40)		ISUZU NPR 6SPEED	
67		COUNTER GEAR 26/13/14/20/35T		ISUZU 6 SPEED	7.06
68		4TH COUNTER GEAR 45T		ISUZU 6 SPEED	1.4
69		5TH COUNTER GEAR 49T		ISUZU 6 SPEED	1.4
70		COUNTER GEAR 26S/13T/14T/20T/35/49/45T		ISUZU NPR 6SPEED	
71	8-97350-006-0	INPUT GEAR 14S/26T/45T		ISUZU 6SPEED ALUMIUM NPR	
72		DOUBLE GEAR 2/3 38S/20T/33T		ISUZU 6SPEED ALUMIUM NPR	
73		DOUBLE GEAR 4/5		ISUZU 6SPEED ALUMIUM NPR	
74	8-94351-444-1	3RD GEAR 37T/45T		ISUZU 6SPEED ALUMIUM NPR	
75	8972412300	4TH GEAR 45T/28T		6SPEED ALUMIUM	1.21

Isuzu Transmission Gear

NO.	OEM	DESCRIPTION	PICTURE	MODEL	N. W.
76	8-97241-247-0	6TH GEAR 49/45T		ISUZU 6SPEED ALUMIUNM	
77		GEAR 45T/21T			2.3
78		6TH GEAR 45T/46T			1.82
79		INPUT GEAR 21S/29T/36T (1 LINES 037)		ISUZU 5 SPEED	2.12
80		COUNTER GEAR 13/14/20/35/49/45T		ISUZU 5 SPEED	9.4
81		COUNTER GEAR 13/14/22/38/51/49T		NPR 115-A	10.18
82		COUNTER GEAR 13/14/20/36/49/41T		NPR 120	9.9
83		COUNTER GEAR 13/14/22/39/51/49T		NPR 115-B	10.04
84	8-97017-875-0	COUNTER GEAR 13/14/22/38/51/49T		NPR	10.21
85		5TH GEAR 36T/21T SMALL		KS115	0.57
86		5TH GEAR 30T/19T		NKR KS110	0.57
87		INPUT GEAR 10S/23T/30T		S250	1.13
88		5TH GEAR 30T/19T		S250	0.43
89	9-33211-685-R	INPUT GEAR 24/23/30T		C240 4BA1	1.38
90	9-33211-685-T	INPUT GEAR 24/23/30-5T		C240 4BA1	1.34

Isuzu Transmission Gear

NO.	OEM	DESCRIPTION	PICTURE	MODEL	N. W.
91	9-33211-684-T	INPUT GEAR 10/23/30-5T		C240	1.36
92	9-33252-034-0	GEAR 36/34T			1.37
93	9-33252-035-0	GEAR 36/34T			1.34
94	9-33252-036-0	GEAR 36/36T			1.34
95	9-33252-023-0	GEAR 30/31T			1.23
96	9-33252-001-0	GEAR 30/31T			1.3
97	9-33252-633-1	GEAR 36/31T			1.23
98	9-33262-626-0	3&4 HUB 26S/33-3T		C240 4BA1	0.92
99	9-33262-634-0	3&4 HUB 20S/33-3T		4BA1	0.92
100	9-33211-684-T NC	INPUT GEAR 10S/23T/30T		4BC2/4BA1/C240	0.96
101	8-94385-222-0 8-94449-638-1	INPUT GEAR 24S/28T/36T		4BC2	1.48
102	9-33211-684-R NC	INPUT GEAR 10S/23T/30T		4BC2	1.32
103	8-97035-552-1	INPUT GEAR 21S/26T/36T		4HF1	1.9
104		COUNTER GEAR 25T/14T/22T/35T/44T		4BA1/4BC2	6.02
105	5-33231-044-0	MAIN SHAFT 20S/30S/23S/17S		4BA1/4BC2/4BC1	3.86

Isuzu Transmission Gear

NO.	OEM	DESCRIPTION	PICTURE	MODEL	N. W.
106		COUNTER GEAR 14/21/19T			15
107		INPUT GEAR 24S/25/36T		JMC	1.60
108		COUNTER GEAR 15T/26T/31T/37T		JMC	4.00
109		COUNTER GEAR 15T/26T/31T/33T		JMC	4.00

EXPERTISE LEAD EXCELLENCE

TEMCO

Mitsubishi/Hyundai Transmission Gear

NO.	OEM	DESCRIPTION	PICTURE	MODEL	N. W.
1	MD-703717 MD-728215	COUNTER GEAR 6S/13T/20T/26T/28T		DODGE D50 PAJERO 86' UP 4G54	2.965
2	MD-703782	INPUT GEAR 23S/19T/36-14T		DODGE D50 PAJERO 86' UP 4G54	1.085
3		MAINSHAFT 30S/36S/30S/26S		DODGE D50 PAJERO 86' UP 4G54	3.08
4	MD-703777	3RD GEAR 36T/24T		DODGE D50 PAJERO 86' UP 4G54	0.55
5	MR-246700	5TH GEAR 36T/25T		DODGE D50 PAJERO 86' UP 4G54	0.38
6	MR-246701	5TH GEAR COUNTER 6S/43T		DODGE D50 PAJERO 86' UP 4G54	0.535
7	MR-111946	INPUT GEAR 23S/19T/36-14T		V32	1.06
8	MR-305439	COUNTER GEAR 6S/13T/20T/26T/28T		V32	2.76
9	MB-886613	5TH GEAR 36T/18T		V32	0.36
10	MB-886616	5TH GEAR COUNTER 6S/31T		V32	0.56
11		INPUT GEAR 23S/17T/36-14T		L200 PICKUP	0.98
12		COUNTER GEAR 6S/13T/21T/26T/29T		L200 PICKUP	2.86
13		INPUT GEAR 23/17/36-14T		STRADA 2500 PICKUP	0.96
14		COUNTER GEAR 6/13/21/26/29T		STRADA 2500 PICKUP	2.86
15		5TH GEAR COUNTER 6S/45T		STRADA 2500 PICKUP	0.6

Mitsubishi/Hyundai Transmission Gear

NO.	OEM	DESCRIPTION	PICTURE	MODEL	N. W.
16		5TH GEAR 36T/22T		STRADA 2500 PICKUP	0.35
17		INPUT GEAR 23S/17T/36-14T		STRADA 2800 PICKUP	0.98
18		COUNTER GEAR 6S/13T/21T/26T/29T		STRADA 2800 PICKUP	2.88
19				STRADA PICKUP	
20		3/4 SLEEVE 36S		STRADA PICKUP	0.22
21		3/4 HUB 30/36T		STRADA PICKUP	0.22
22	2526A018	INPUT GEAR 23S/29T/37-2T		TRITON 2.5T COMMONRAIL	1.62
23		COUNTER GEAR 24S/24S/11T/13T/21T/32T/43 T		TRITON 2.5T COMMONRAIL	5.02
24		3RD GEAR 39-1/31T		TRITON 2.5T COMMONRAIL	0.885
25		5TH GEAR 30-12S/25T		TRITON 2.5T COMMONRAIL	0.37
26		5TH GEAR SET 39-8S&39-11T/47T		TRITON 2.5T COMMONRAIL	2.1
27		3/4 SYN HUB:30S/39-6T SLEEVE:39-6S		TRITON 2.5T COMMONRAIL	0.7
28		3/4 HUB 30S/39-6T		TRITON	0.355
29		3/4 SYN SLEEVE 39-6S		TRITON	0.345
30	MD-701525	COUNTER GEAR 15T/21T/26T/35T		COLT T120 L300	1.66

Mitsubishi/Hyundai Transmission Gear

NO.	OEM	DESCRIPTION	PICTURE	MODEL	N. W.
31	MD-701507	MAIN SHAFT 30S/30S/8S/21S		COLT T120 L300	1.72
32	MD-701955	3/4 SYN HUB:30S/36T SLEEVE: 36-12S		COLT T120 L300	0.44
33	MD-701955	3/4 HUB 30S/36T		COLT T120 L300	0.22
34		SLLEVE 36-12S		COLT T120 L300	0.22
35	ME-603210	COUNTER GEAR 15T/15T/35T/23T/48T/49T		4D34 PS120 OLD M2-ROSA	8.12
36	ME-606343	INPUT GEAR 14S/29T/39T			1.93
37	ME-604094	INPUT GEAR 14S/29T/39T			1.7
38	ME-603211	INPUT GEAR 14S/29T/39T			1.78
39	ME-605844	MAIN SHAFT 20S/32S/36S/18S			4.55
40	ME-600755 ME-601344	COUNTER GEAR 15T/15T/36T/24T/48T/43T		4D31 PS100 OLD M2-ROSA	8.03
41		INPUT GEAR 14S/29T/39T			1.78
42		INPUT GEAR 14S/29T/39T			1.7
43		COUNTER GEAR 15T/15T/35T/23T/48T/49TT			8
44		5TH GEAR 24T/39T		Hyundai	0.52
45	ME-603213	COUNTER GEAR 15T/15T/36T/24T/48T/43T		4D31 PS100 CANTER M2-ROSA	8.08

Mitsubishi/Hyundai Transmission Gear

NO.	OEM	DESCRIPTION	PICTURE	MODEL	N. W.
46	ME-603208 =ME-600927	INPUT SHAFT 14S/24T/39T		4D31 PS100 CANTER	1. 73
47	ME-601030	MAIN SHAFT 20S/32S/32S/18S		4D31 PS100 CANTER	4. 15
48	ME-603233	2ND GEAR 42T/38T		4D31 PS100 CANTER	1. 27
49	ME-603234 ME-600767 ME-608099	3RD GEAR 42T/32T		4D31 PS100 CANTER	0. 89
50	ME-602794 =ME-600472	5TH GEAR 39T/20T		4D31 PS100 CANTER	0. 56
51	ME-603214 ME-601355 ME-604096 ME-604030	COUNTER GEAR 15T/15T/35T/23T/48T/49T		4D34 PS120 CANTER M3-ROSA/FUSO	9. 16
52	ME-603224	INPUT GEAR 14S/29T/39T		4D34 PS120 CANTER	1. 70
53	ME-602931 ME-602975	MAIN SHAFT 20S/32S/32S/18S		4D34 PS120 CANTER	4. 54
54	ME-603226	1ST GEAR 42T/46T		4D34 PS120 CANTER	
55	ME-603228	2ND GEAR 42T/39T		4D34 PS120 CANTER	1. 60
56	ME-603229 ME-608097	3RD GEAR 42T/33T		4D34 PS120 CANTER	1. 08
57	ME-600767	3RD RING 78S/42T		4D31 PS100 CANTER	0. 255
58	ME-602798 ME-608113	5TH GEAR 39T/21T		4D34 PS120 CANTER	0. 65
59		5TH RING 48S/39T		4D34	0. 28
60	ME-605182	REVERSE 42T/46T		4D34 PS120 CANTER 115	1. 50

Mitsubishi/Hyundai Transmission Gear

NO.	OEM	DESCRIPTION	PICTURE	MODEL	N. W.
61	ME-601156	REVERSE IDEL 36T		4D34 PS120 CANTER 115	1. 885
62	ME-600083	HUB4&5 20S/39T		4D31 4D34 PS100 PS120 CANTER	0. 445
63	ME-580512	SLEEVE4&5 39S		4D31 4D34 PS100 PS120 CANTER	0. 32
64		SLEEVE 39S			0. 27
65	ME-600081 ME-600194	HUB2&3 1&R 32S/42T		4D31 4D34 PS100 PS120 CANTER	0. 67
66	ME-601032 ME-607404	SLEEVE2&3 1&R 42ST		4D31 4D34 PS100 PS120 CANTER	0. 385
67		2/3 SYN 32S/42T&42S		Hyundai	0. 95
68	ME-515100 ME-604030	COUNTER GEAR 15T/15T/35T/23T/48T/49T		4D32 TURBO PS110 CANTER	7. 30
69	ME-514901	INPUT GEAR 14S/29T/42T		4D32 TURBO PS110 CANTER	1. 90
70	ME-506914	MAINSHAFT 20S/32S/36S/18S		4D32 TURBO PS110 CANTER	4. 65
71	ME-515174	1ST GEAR 42T/46T		4D32 TURBO PS110 CANTER	
72	ME-517391	2ND GEAR 42T/39T		4D32 TURBO PS110 CANTER	1. 42
73	ME-517392	3RD GEAR 42T/33T		4D32 TURBO PS110 CANTER	0. 83
74	ME-509420	5TH GEAR 42T/21T		4D32 TURBO PS110 CANTER	0. 70
75	ME-515172	REV. GEAR 42T/46T		4D32 TURBO PS110 CANTER	


Mitsubishi/Hyundai Transmission Gear

NO.	OEM	DESCRIPTION	PICTURE	MODEL	N. W.
76		REV. IDLER 35T			1.12
77	ME-505429	HUB4&5 20S/42T		4D32 TURBO PS110 CANTER	0.34
78	ME-601037	SLEEVE4&5 42S		4D32 TURBO PS110 CANTER	0.35
79	ME-505438	HUB2&3 32S/42T		4D32 TURBO PS110 CANTER	0.57
80	ME-505439	SLEEVE2&3 42S		4D32 TURBO PS110 CANTER	0.36
81	ME-610820	HUB1&R 36S/42T		4D32 TURBO PS110 CANTER	0.58
82	ME-607404 ME-601032	SLEEVE1&R 42S		4D32 TURBO PS110 CANTER	0.34
83	ME-530022	COUNTER GEAR 16T/16T/36T/24T/45T/44T		HDX CANTER NEW PS136	11.50
84	ME-537251	3RD GEAR 63T/32T		CANTER NEW	1.10
85	ME-533855 ME-504431 ME-610808	COUNTER GEAR 16T/16T/36T/24T/45T/44T		4D34 TURBO PS125 CANTER M035 FE74	11.20
86	ME-610832	INPUT GEAR 14/23/42T		MITSUBISHI	2.77
87	ME-509577	INPUT GEAR 14S/23T/63T		4D34 TURBO PS125 CANTER	2.90
88	ME-610041 ME-607804	MAINSHAFT 20S/32S/36S/20S		4D34 TURBO PS125 CANTER	5.35
89	ME-533337 ME-509579	2ND GEAR 63T/38T		4D34 TURBO PS125 CANTER	1.50
90	ME-509581	3RD GEAR 63T/32T		4D34 TURBO PS125 CANTER	1.08

Mitsubishi/Hyundai Transmission Gear

NO.	OEM	DESCRIPTION	PICTURE	MODEL	N. W.
91	ME-508143	5TH GEAR 63T/17T		4D34 TURBO PS125 CANTER	0.85
92	ME-502008	HUB4&5 20S/63-6T		4D34 TURBO PS125 CANTER	0.55
93	ME-502005	SLEEVE4&5 63S		4D34 TURBO PS125 CANTER	0.33
94	ME-610826	HUB2&3 32S/63-6T		4D34 TURBO PS125 CANTER	0.69
95	ME-504429	SLEEVE2&3 63S		4D34 TURBO PS125 CANTER	0.38
96	ME-513292	HUB1&R 36S/63-6T		4D34 TURBO PS125 CANTER	0.63
97	ME-610893	SLEEVE1&R 63S		4D34 TURBO PS125 CANTER	0.34
98	ME-515176	REV. GEAR 63T/45T		4D34 TURBO PS125 CANTER	1.39
99	ME-535208	REV. IDLER 35T		4D34 TURBO PS125 CANTER	2.10
100		HUB 20S/42T			0.49
101	ME607479	COUNTER GEAR 20/17/16/36/24/43/51T		mitsubishi 6 SPEED	12.3
102	MD-164831	TIMING BELT PULLY 24T		4D56	0.35
103	MD-199039	TIMING BELT PULLY 19T		4D56	0.125
104	MD-099211	OIL PUMP GEAR 46T		L300 / L038P 4D55	0.18
105	MD-704113	IDLER SHAFT			0.4

Mitsubishi/Hyundai Transmission Gear

NO.	OEM	DESCRIPTION	PICTURE	MODEL	N. W.
106		REVERSE IDEL 36T			1.855

EXPERTISE LEAD EXCELLENCE

Temco

Toyota Transmission Gear

NO.	OEM	DESCRIPTION	PICTURE	MODEL	N. W.
1		COUNTER GEAR 18/12/13/18/29/44T		HIACE 5L	3.35
2		INPUT GEAR 21S/28/33T		HIACE 5L	1.13
3		3RD GEAR 33T/28T		HIACE 5L	0.565
4		COUNTER GEAR 18/12/13/18/29/44T		HIACE 3L-JAPAN	3.35
5	33421-26100	COUNTER GEAR 18S/12T/13T/18T/29T/44T		HIACE 3L	3.285
6	33301-35071	INPUT GEAR 21S/28T/33-3T		HIACE	1.19
7	33321-26050	MAIN SHAFT 28S/30S/28S/21S		HIACE	2.225
8		1ST GEAR 39/34T		HIACE	
9		2ND GEAR 39/30T		HIACE	
10		3RD GEAR 33T/28T		HIACE	0.565
11	33481-30040	5TH GEAR 28-7S/25T		HIACE	0.255
12	33318-35030	5TH COUNTER GEAR 33-6T/46		HIACE	0.97
13	倒档惰轮	REVERSE IDLER		HIACE	
14	33421-35170 33421-35140 33421-26120	COUNTER GEAR 18S/14T/13T/20T/31T/45T		HILUX	3.51
15		COUNTER GEAR 18S/14T/13T/20T/31T/45T		HILUX OLD	3.51

gq g
Toyota Transmission Gear

NO.	OEM	DESCRIPTION	PICTURE	MODEL	N. W.
16	33301-26012 =33301-26030	INPUT GEAR 21S/27T/33-3T		HILUX VIGO 2.5/3.0	1.1
17	33321-35092	MAIN SHAFT 28S/30S/28S/21S		HILUX 4*2	2.58
18	33321-35111	MAIN SHAFT 28S/30S/28S/21S		HILUX 4*4	1.94
19		COUNTER GEAR 14S/13T/21T/31T/44T		HILUX	3.45
20	33032-26010	1ST GEAR 39-1T/33T		HIACE 3L HILUX	1.145
21	33033-26020	2ND GEAR 39T/27T		HIACE 3L HILUX	0.815
22	33034-35030	3RD GEAR 33-2T/27T		HIACE 3L HILUX	0.78
23		COUNTER GEAR 18S/12T/13T/19T/30T/44T		HILUX	3.36
24		2ND GEAR 39/29T		HILUX	
25		3RD GEAR 33T/27T		HILUX	0.53
26	33336-28020	5TH GEAR 28-7S/24T 1LINE		HILUX	0.205
27	33046-35062	5TH COUNTER GEAR 33T/47T		HILUX	0.97
28	33318-28010	5TH GEAR FOR CONNECTOR 18-6S/33-1T		HIACE HILUX	0.35
29		1/2 SYN HUB:30S/39-6T SLEEVE:39-6/37T		HIACE HILUX	0.81
30	33361-35020	1/2 HUB 30S/39-6T		HIACE HILUX	0.46

Toyota Transmission Gear

NO.	OEM	DESCRIPTION	PICTURE	MODEL	N. W.
31	33331-35061	1/2 SLEEVE 39-6/37T		HIACE HILUX	0.345
32		3/4 SYN HUB:28S/33-6T SLEEVE:33-6S		HIACE HILUX	0.61
33	33362-28010 33362-35040	3/4 HUB 28S/33-6T		HIACE HILUX	0.285
34	33364-26010	3/4 SYN SLEEVE 33-6S		HIACE HILUX	0.325
35	33395-32011	5TH SLEEVE 33-6S		HIACE HILUX	0.245
36		INPUT GEAR 21S/27T/33-3T			1.10
37		INPUT GEAR 21S/27T/33-3T		HILUX VIGO 2.5	1.12
38	33421-71050	COUNTER GEAR 18S/14T/13T/20T/31T/45T		HILUX NEW VIGO 2.5	3.585
39		COUNTER GEAR 18S/14T/13T/20T/31T/45T		HILUX VIGO 2.5JAPAN	3.19
40		3/4 SYN HUB:28-1S/33 SLEEVE:33-6S		VIGO 2500	0.58
41		3/4 SYN HUB 28-1S/33		VIGO 2500	0.26
42		3/4 SYN SLEEVE 33-6S		VIGO 2500	0.32
43		5TH CON GEAR 33-1T/18-6S		HILUX	0.35
44		5TH GEAR 28-7S/25T		HIACE	0.23
45		5TH CON SET 33-6S&33-6T/46T		HIACE	1.11

Toyota Transmission Gear

NO.	OEM	DESCRIPTION	PICTURE	MODEL	N. W.
46		5TH GEAR 28-7S/24T		HILUX	0.205
47		5TH CON GEAR SET 33T/47&33-7S		HILUX	1.2
48		5TH GEAR 28-7S/23T		D4D	0.17
49		5TH CON GEAR SET 33-6T/48T&33-6S		D4D	1.22
50		5TH SYN HUB 33-6/48T			
51		5TH SYN SLEEVE 33-6S		VIGO 2500	0.24
52		5TH GEAR 28-7S/23T		VIGO 2500	0.18
53		5TH CON GEAR SET 33-10S&33-10T/48T		VIGO 2500	1.74
54	33421-35220 33421-60170	COUNTER GEAR 24S/11T/13T/21T/32T/43T		2KD VIGO 3000	5.025
55	33421-35220	COUNTER GEAR 24S/12T/13T/23T/32T/43T		2KD	5.2
56	33301-60050	INPUT GEAR 21S/29T/39-2T		2KD VIGO 3000	1.565
57	33321-55140	MAIN SHAFT 30S/38S/30S/23S		2KD 4*2 6 SPEED	3.625
58		MAIN SHAFT 30S/38S/30S/23S		2KD 4*2 5 SPEED	3.64
59	33321-35140	MAIN SHAFT 30S/38S/30S/23S		2KD 4*4 VIGO 3000	3.07
60		1ST GEAR 36T/32T		2KD VIGO 3000	2

Toyota Transmission Gear

NO.	OEM	DESCRIPTION	PICTURE	MODEL	N. W.
61		2ND GEAR 36-1T/33T		2KD VIGO 3000	1.24
62	33034-35090	3RD GEAR 39-1/31T		2KD VIGO 3000	0.885
63	33336-35100	5TH GEAR 30-12S/26T		2KD VIGO 3000	0.395
64		5TH CON GEAR SET 39-8S&39-13T/46T		VIGO 3000	2.03
65		5TH COUNTER GEAR 39-8T/46T		2KD VIGO 3000	1.8
66		5TH SYN SLEEVE 39-8S		2KD VIGO 3000	0.28
67		5TH GEAR FOR CONNECTOR 24S/39-2T		2KD VIGO 3000	0.42
68		REV. GEAR 23T		2KD VIGO 3000	0.68
69		1/2 SYN HUB:38S/42-6T SLEEVE:36S/42-6T		2KD VIGO 3000	1.32
70		1/2 SYN SLEEVE 36S/42-6T		2KD VIGO 3000	0.62
71		1/2 HUB 38S/42-6T		2KD VIGO 3000	0.7
72		3/4 SYN HUB:30S/39-6T SLEEVE:39-6S		2KD VIGO 3000	0.7
73		3/4 HUB 30-15S/39-6T		2KD VIGO 3000	0.335
74		3/4 SYN HUB:30S/39-6T SLEEVE:39-6S		2KD VIGO 3000	0.7
75	33362-60030	3/4 HUB 30S/39-6T		2KD VIGO 3000	0.355

Toyota Transmission Gear

NO.	OEM	DESCRIPTION	PICTURE	MODEL	N. W.
76		3/4 SYN HUB:15S/39-6T SLEEVE:39-6S		2KD VIGO 3000	0.63
77		3/4 HUB 15S/39-6T		2KD VIGO 3000	0.35
78		3/4 SYN SLEEVE 39-6S		2KD VIGO 3000	0.345
79		INPUT GEAR 21S/26/39-2T		VIGO 3000 -QS	1.90
80		COUNTER GEAR 24S/12/13/19/23/30T		VIGO 3000 -QS	4.90
81		1ST GEAR 28/42-6T		VIGO 3000 -QS	1.80
82		2ND GEAR 26/42-6T		VIGO 3000 -QS	1.10
83		3RD GEAR 24/39-1T		VIGO 3000 -QS	1.00
84		5TH CON GEAR SET 39-8S&39-13T/42T		VIGO 3000 -QS	2.00
85		5TH GEAR 30-12S/26T		VIGO 3000 -QS	0.50
86		3/4 HUB 30S/39-6T		VIGO 3000 -QS	0.35
87	33301-35090 33301-60130	INPUT GEAR 21S/29T/39-2T		LAND CRUISER	1.70
88	33301-36120	INPUT GEAR 21S/27T/48-2T		DYNA 115LT COASTER	1.9
89	33301-37030N	INPUT GEAR 21S/27T/48-2T		DYNA 115ST COASTER	1.86
90	33301-36071	INPUT GEAR 21S/27T/39-2T		DYNA 115LT COASTER	

Toyota Transmission Gear

NO.	OEM	DESCRIPTION	PICTURE	MODEL	N. W.
91	33421-37030	COUNTER GEAR 12T/12T/21T/34T/50T/47T		DYNA 115ST COASTER	9.07
92	33301-37030	INPUT GEAR 21S/27T/39-2T		DYNA 115ST COASTER	1.7
93	33033-37010	2ND GEAR 51-1T/34T		DYNA 115ST COASTER	1.73
94	33034-36050	3RD GEAR 51-2T/31T		DYNA 115ST COASTER	1.135
95	33421-37040	COUNTER GEAR 12T/12T/20T/33T/50T/46T		DYNA 115ST COASTER 14B 1B 2J	8.86
96	33301-37050	INPUT GEAR 21S/28T/39-2T		DYNA 115ST COASTER	1.75
97	33321-37030	MAIN SHAFT 30S/46S/46S/22S		DYNA 115ST COASTER	4.67
98	33335-37030	1ST GEAR 54-1T/39T		DYNA 115ST COASTER	2.575
99	33033-36070	2ND GEAR 51-1T/34T		DYNA 115ST COASTER	1.79
100	33304-36090	3RD GEAR 51-2T/32T		DYNA 115ST COASTER	1.2
101	33036-36030	5TH GEAR 39-1T/24T		DYNA 115ST COASTER	0.62
102	33331-37030	REV GEAR 54-1T/39T		DYNA 115ST COASTER	2.205
103	33461-36090	REV IDLER GEAR 25T		DYNA 115ST COASTER	0.865
104		1/R SYN HUB:46S/54-6T SLEEVE:54-6S		DYNA 115ST COASTER	1.39
105		HUB1&R 46S/54-6T		DYNA 115ST COASTER	0.865

Toyota Transmission Gear

NO.	OEM	DESCRIPTION	PICTURE	MODEL	N. W.
106		SLEEVE1&R 54-6S		DYNA 115ST COASTER	0.525
107		2/3 SYN HUB:46S/51-6T SLEEVE:51-6S		DYNA 115ST COASTER	1.06
108	33362-36050 =33393-36020	HUB2&3 46S/51-6T		DYNA 115ST COASTER	0.68
109	33364-36061 =33364-36020	SLEEVE2&3 51-6S		DYNA 115ST COASTER	0.38
110		4&5 SYN HUB:30S/39-6T SLEEVE:39-6S		DYNA 115ST COASTER	0.68
111	33393-36060	4&5 HUB 30S/39-6T		DYNA 115ST COASTER	0.375
112	33395-36030	4&5 SLEEVE 39-6S		DYNA 115ST COASTER	0.305
113	33421-37040	COUNTER GEAR 12T/12T/20T/33T/50T/46T		125HT TOYOTA RINO HINO DUTRO	8.785
114	33301-37170	INPUT GEAR 14S/28T/48-2T		125HT TOYOTA RINO HINO DUTRO	2.015
115	33301-37050N	INPUT GEAR 21S/28T/48-2T		DYNA 115ST COASTER	1.89
116	33321-37030	MAINSHAFT 30S/46S/46S/22S		125HT TOYOTA RINO HINO DUTRO	4.69
117	33335-37040	1ST GEAR 54-1T/39T		125HT TOYOTA RINO HINO DUTRO	2.52
118	33033-36090	2ND GEAR 54-16/34T		125HT TOYOTA RINO HINO DUTRO	1.685
119	33034-36090	3RD GEAR 37T/32T		125HT TOYOTA RINO HINO DUTRO	1.13
120		1/R SYN HUB:46S/54-6T SLEEVE:54-6S		125HT TOYOTA RINO HINO DUTRO	1.2

Toyota Transmission Gear

NO.	OEM	DESCRIPTION	PICTURE	MODEL	N. W.
121	33361-36030	HUB1&R 46S/54-6T		125HT TOYOTA RINO HINO DUTRO	0.67
122	33363-37020	SLEEVE1&R 54-6S		125HT TOYOTA RINO HINO DUTRO	0.53
123		2/3 SYN HUB:46S/54-6T SLEEVE:54-6S		125HT TOYOTA RINO HINO DUTRO	1.3
124	33361-36030 33362-36040	HUB2&3 46S/54-6T		125HT TOYOTA RINO HINO DUTRO	0.855
125	33364-36080	SLEEVE2&3 54-6S		125HT TOYOTA RINO HINO DUTRO	0.445
126	33311-37270 =33311-37290	INPUT GEAR 14S/28T/45T		130HT TOYOTA RINO HINO DUTRO	2.5
127	33421-37130	COUNTER GEAR 42S/52S/28T/26T		130HT TOYOTA RINO HINO DUTRO	6.95
128	33302-37030	MAIN SHAFT		130HT TOYOTA RINO HINO DUTRO	
129	33426-37010 33426-37020	1ST GEAR 42-1T/42T		130HT TOYOTA RINO HINO DUTRO	2.485
130	33424-37010	2ND GEAR 41T/45T		130HT TOYOTA RINO HINO DUTRO	1.9
131		2ND GEAR 48T/45T			1.86
132	33044-37020	3RD GEAR 35T/41T		130HT TOYOTA RINO HINO DUTRO	1.385
133	33336-37061	5TH GEAR 48-1T/54T		130HT TOYOTA RINO HINO DUTRO	2
134	33425-37000	REV. GEAR 48-1T/39T		130HT TOYOTA RINO HINO DUTRO	1.99
135		REV. IDLER 28T		130HT TOYOTA RINO HINO DUTRO	1.105

Toyota Transmission Gear

NO.	OEM	DESCRIPTION	PICTURE	MODEL	N. W.
136		1/R SYN HUB:30S/48-12T SLEEVE:48-15S		130HT TOYOTA RINO HINO DUTRO	1.115
137	33361-37060	HUB 1&R 30S/48-12T		130HT TOYOTA RINO HINO DUTRO	0.53
138	33363-37060	SLEEVE 1&R 48-15S		130HT TOYOTA RINO HINO DUTRO	0.585
139		2/3 SYN HUB:40S/48-12T SLEEVE:48-15S		130HT TOYOTA RINO HINO DUTRO	0.97
140	33362-37030	HUB 2&3 40S/48-12T		130HT TOYOTA RINO HINO DUTRO	0.53
141	33364-37040	SLEEVE 2&3 48-15S		130HT TOYOTA RINO HINO DUTRO	0.44
142		4/5 SYN HUB:30S/48-12T SLEEVE:48-15S		130HT TOYOTA RINO HINO DUTRO	1.01
143	33393-37040	HUB 4&5 30S/48-12T		130HT TOYOTA RINO HINO DUTRO	0.53
144	33395-37030	SLEEVE 4&5 48-15S		130HT TOYOTA RINO HINO DUTRO	0.48
145		INPUT GEAR 21S/28/48-2T		14B-S	1.5
146		INPUT GEAR 21S/28/48-2T		14B	1.9
147		COUNTER GEAR 12/13/20/32/50/46T		14B	8.8
148		5TH GEAR 24/48-1T		14B	0.85
149		INPUT GEAR 21S/29/48-2T		1HZ	1.98
150		INPUT GEAR 14S/29/48-2T		15B DELTA	2.02

Toyota Transmission Gear

NO.	OEM	DESCRIPTION	PICTURE	MODEL	N. W.
151		INPUT GEAR 14S/29/54S		COASTER 1HD	
152		INPUT GEAR 14S/29/48-2T		COASTER 1HD	2.02
153		COUNTER GEAR 12/13/19/32/50/45T		1HD/15B DELTA	8.72
154		5TH GEAR 24/48-1T		1HD	0.85
155		5TH GEAR 52S/24T		1HD	0.39
156		HUB 2/3 46S/54-6T		1HD	0.67
157		INPUT GEAR 42S/22T/32T/12T/12T/14T			6.67
158		MAIN SHAFT 28S/42S/42S/21S			6.59
159	13519-54020	OIL PUMP GEAR 32T			0.175
160	13519-54011	OIL PUMP GEAR 42T		HIACE HILUX	0.18
161		OIL PUMP GEAR 35T			0.79
162		DOUBLE GEAR 26T/43T			4.84
163		DOUBLE GEAR 27T/45T			4.84
164		3RD GEAR 30T/34T			1.67
165		3RD GEAR 30T/32T			1.67

Toyota Transmission Gear

NO.	OEM	DESCRIPTION	PICTURE	MODEL	N. W.
166		1ST SYN HUB 14/30T			1.13
167		1ST SYN SLEEVE 30/34T			0.78
168		SHAFT			0.30
169		2ND RIGN 48S/39T			0.23

Nissan Transmission Gear

NO.	OEM	DESCRIPTION	PICTURE	MODEL	N. W.
1	32200-15G51	INPUT GEAR 24S/21T/36-2T		NAVARA/4WD SD23 PICKUP	1. 19
2	32200-15G52	4TH GEAR 32T		NAVARA/4WD SD23 PICKUP	0. 645
3	32200-55S53	INPUT GEAR 24S/21T/36T		NAVARA/4WD TD27 PICKUP	1. 2
4	32200-55S53	4TH GEAR 32T		NAVARA/4WD TD27 PICKUP	0. 65
5	32200-05G58	INPUT GEAR 24S/22T/36-2T		NAVARA/2WD PICKUP	1. 07
6	32200-05G58	4TH GEAR 31T		NAVARA/2WD PICKUP	0. 68
7		5TH GEAR 36S/24T		NAVARA PICKUP	0. 335
8		5TH CON GEAR SET 30S&24S/30-9T/43T		NAVARA PICKUP	
9		INPUT GEAR 24S/21T/42T			1. 28
10		5TH GEAR 39/19T			0. 69
11	32310-55S50	5TH GEAR 30T/21T		NISSAN BIG. M SY31 720 D21 CEDRIC	0. 31
12	32310-55S50	5TH COUNTER GEAR 20S/39T		NISSAN BIG. M SY31 720 D21 CEDRIC	0. 81
13		REVERSE GEAR 20S/15T		BIG M	0. 11
14		REVERS GEAR 21T		NISSAN BIG. M	0. 34
15		HUB 28S/30T		NISSAN BIG. M	0. 42

Nissan Transmission Gear

NO.	OEM	DESCRIPTION	PICTURE	MODEL	N. W.
16	32245-V5060	SLEEVE 30S/36T		NISSAN BIG. M	0.48
17		INPUT GEAR 24S/21T/36T		NISSAN TD25 PICKUP	1.2
18		COUNTER GEAR 20S/13T/18T/26/32T		NISSAN TD25 PICKUP	3.16
19		4TH GEAR 32T		NISSAN TD25 PICKUP	0.65
20		INPUT GEAR 24/21/36T		NISSAN TD27/BDI/BD30 PICKUP	1.24
21		COUNTER GEAR 20S/13T/19T/28T/32T		NISSAN TD27/BDI/BD30 PICKUP	3.44
22		4TH GEAR 32T		NISSAN TD27/BDI/BD30 PICKUP	0.65
23		3-4 SL&HUB 32S/36-18T&36-12S		NISSAN TD27/BDI/BD30 PICKUP	0.57
24		3-4 HUB 32S/36-18T		NISSAN TD27/BDI/BD30 PICKUP	0.27
25		3-4 SL 36-12S		NISSAN TD27/BDI/BD30 PICKUP	0.27
26		INPUT GEAR 24S/21T/36T		NISSAN ZD30 PICKUP	1.18
27		COUNTER GEAR 20S/14T/19T/28T/32T		NISSAN ZD30 PICKUP	3.48
28		INPUT GEAR 24S/22T/42T		YD25 PICKUP	1.76
29		COUNTER GEAR 24S/13T/21T/31T/32T		YD25 PICKUP	5.40
30		INPUT GEAR 24/23/42T		YD25-QS	1.73

Nissan Transmission Gear

NO.	OEM	DESCRIPTION	PICTURE	MODEL	N. W.
31		COUNTER GEAR 24/13/19/24/31T		YD25-QS	5.43
32		1ST GEAR 54/26T		YD25-QS	1.57
33		2ND GEAR 54/24T		YD25-QS	1.04
34		3RD GEAR 42/22T		YD25-QS	0.76
35		5TH COUNTER SYN HUB:24/32-9/44 SLEEVE:30T		YD25-QS	1.46
36		5TH GEAR 36/23T		YD25-QS	0.28
37	32210-G1500	COUNTER GEAR 18S/15T/20T/26T/31T		C22 PICKUP 1400C. C.	2
38	32200-G5101	INPUT GEAR 18S/20T/30T		C22 PICKUP 1400C. C.	0.8
39		MAINSHAFT 26S/26S/24S/20S		C22 PICKUP 1400C. C.	1.46
40		1ST GEAR 30T/34T		C22 PICKUP 1400C. C.	0.64
41		2ND GEAR 30T/28T		C22 PICKUP 1400C. C.	0.46
42		3RD GEAR 30T/25T		C22 PICKUP 1400C. C.	0.38
43	32340-G1500	5TH GEAR 30T/18T		C22 PICKUP 1400C. C.	0.28
44	32215-G1500	5TH COUNTER GEAR 18T/34T		C22 PICKUP 1400C. C.	0.52
45		REV. GEAR 30T/34T		C22 PICKUP 1400C. C.	0.54

Nissan Transmission Gear

NO.	OEM	DESCRIPTION	PICTURE	MODEL	N. W.
46		1/2 HUB 26S/30T		C22 PICKUP 1400C. C.	0. 22
47		1/2 SLEEVE 30S		C22 PICKUP 1400C. C.	0. 2
48		3/4 HUB 26S/30T		C22 PICKUP 1400C. C.	0. 22
49		3/4 SLEEVE 30S		C22 PICKUP 1400C. C.	0. 2
50		5/R HUB 24S/30T		C22 PICKUP 1400C. C.	0. 22
51		5/R SLEEVE 30S		C22 PICKUP 1400C. C.	0. 2
52		INPUT GEAR 21S/20T/27T			1. 35
53		5TH COUNTER GEAR 37T			1. 35
54		GEAR 27/40T			1. 1
55		REV. 19S/17T			0. 35
56		5TH COUNTER GEAR 42T			2. 63
57		GEAR 54T/55T		6RB	9. 65
58		GEAR 21S/20T		6RB	1. 5
59		GEAR 17T			0. 18
60		GEAR 18S/14T		J15	0. 11

Nissan Transmission Gear

NO.	OEM	DESCRIPTION	PICTURE	MODEL	N. W.
61		REVERS GEAR 20T		ELF 240	0.46
62		SLEEVE 33S/37T		NISSAN 1ST CARBON	0.95
63		GEAR 21/28T		REVERSE CARBON	0.57
64	3344775	SYN 54S/55T&55S		NISSAN	1.40
65		HUB 5/R 54S/55T		NISSAN	0.65
66		SLEEVE 5/R 55S		NISSAN	0.75
67		INPUT GEAR 16/22/36-8T		NISSAN	2.47

Mazda /Ford Transmission Gear

NO.	OEM	DESCRIPTION	PICTURE	MODEL	N. W.
1		INPUT GEAR 23S/24T/33T		BT50	1.66
2	S532-17-301	COUNTER GEAR 29S/29S/15T/24T/31T/37T		BT50	5.32
3		INPUT GEAR 22S/20T/36T		FORD 4*2	0.9
4		COUNTER GEAR 12S/13T/22T/34T/39T		FORD 4*2	3.5
5	R507-17-21X	INPUT GEAR 23S/22T/39T			
6	R505-17-221B	MAINSHAFT 25S/31S/32S/32S		B2600 2WD	
7	R527-17-308	5TH GEAR			
8	R527-17-610	5TH COUNTER GEAR 26S/36T			
9	M5AA-17-201B	INPUT GEAR 22S/20T/36T			
10	R526-17-300B	COUNTER GEAR			
11	R508-17-21X	INPUT GEAR 23T/24T/20		4WD	
12	R525-17-221B	MAIN SHAFT 32S/32S/31S/25S		B2600 2WD	
13	R523-17-270B	1ST GEAR			
14	R541-17-250	2ND GEAR 29T/36T			
15	R547-17-230 =R548-17-230	3RD GEAR 29T/39S			

Mazda /Ford Transmission Gear

NO.	OEM	DESCRIPTION	PICTURE	MODEL	N. W.
16	R508-17-610C	5TH GEAR 27T/36T			
17	R508-17-308	5TH COUNTER GEAR 13S/53T		4WD	
18	5PR538-17-311	REVERSE GEAR 18T			
19	R516-17-280	MAIN REV GEAR 27T/36T			
20	R517-17-302	COUNTER REV GEAR 13S/12T			
21	R523-17-261A	1/2HUB 32S/36T			
22	R525-17-262	1/2SLEEVE			
23		3/4 SL&HUB 32S/39T&39S			0.6
24	R501-17-241B	3/4HUB 32S/39T			0.39
25	R505-17-242A	3/4SLEEVE 39S			0.21
26		5/SLEEVE &HUB 36S&31S/36T			
27	R502-17-621A	5/HUB 31S/36T		4WD	
28	R501-17-622	5/SLEEVE 36S		4WD	
29		INPUT GEAR 12S/22T/29T		T3000	2.81
30		MAIN SHAFT 30S/34S/16T			1.585

Mazda /Ford Transmission Gear

NO.	OEM	DESCRIPTION	PICTURE	MODEL	N. W.
31		INPUT GEAR 12S/19/40-12T		T3500	1.93
32		GEAR 23T		T3500	0.8
33		INPUT GEAR 12S/21T/36-12T			1.67
34		INPUT GEAR 32S/21T/36-12T			1.035
35		SLEEVE 45S			0.43
36	M502-17-940	SPRCHE SHAFT 33T		FORD PICKUP MAZDA PICKUP	
37	M502-17-942	SPROCKE GEAR 27T/33T		FORD PICKUP MAZDA PICKUP	
38	M501-17-931B	GEAR 19T/28T		FORD PICKUP MAZDA PICKUP	
39	NA01-25-130	YOKE 25S		FORD PICKUP MAZDA PICKUP	
40	M502-17-945	CHAIN		FORD PICKUP MAZDA PICKUP	
41		GEAR 36/28T			0.76
42		COUNTER GEAR 12S/13T/19T/26T/31T			3.26



KIA Transmission Gear

NO.	OEM	DESCRIPTION	PICTURE	MODEL	N. W.
1		COUNTER GEAR 25S/15T/13T/24T/31T/41T			4.16
2		COUNTER GEAR 12S/15T/23T/30T/38T			3.6
3		COUNTER GEAR 12S/14T/23T/30T/39T			4
4		INPUT GEAR 10S/20T/27T			
5		INPUT GEAR 22S/24T/39T		Kia 1.4T Loại 24T	1.26
6		INPUT GEAR 22S/22T/39T		Kia 1.4T Loại 22T	1.2
7		MAIN SHAFT 32S/40S/38S/30S/31S		Kia 2.5T	3.44
8		MAIN SHAFT 25S/32S/34S/25S		Kia 2.5T	2.42
9		5TH GEAR 36T/20T			0.36
10		5TH GEAR 36T/20T		KIA	0.385
11		5TH GEAR 21T/36T		KIA FRONTIER 1.4T	0.42
12		3RD GEAR 39T/26T			0.72
13		3/4 HUB & SLEEVE 25S/39T & 39S			0.67
14		3/4 HUB 25S/39T			0.38
15		3/4 SLEEVE 39S			0.26

KIA Transmission Gear

NO.	OEM	DESCRIPTION	PICTURE	MODEL	N. W.
16		1/2 SYN HUB: 32S/42T SLEEVE:42S			0.73
17		1&2 HUB 32S/42T			0.48
18		1&2 SLEEVE 42T			0.25
19		5TH HUB& SLEEVE 34/36T & 36T			0.61
20		5TH HUB 34/36T			0.29
21		5TH SLEEVE 36T			0.28
22		COUNTER GEAR 18S/16T/20T/27T/33T			2.9
23	W 501-17-221E	MAIN SHAFT 31S/38S/40S/32S			3.44
24		2ND GEAR 42T/31T			1.33
25		3RD GEAR 42T/26T			0.96
26		3RD GEAR 42T/26T		Kia 2.5T	0.94
27		5TH GEAR 42T/20T			0.5
28		1/2 SYN HUB: 32S/42-3T SLEEVE:42S		Kia 2.5T	0.87
29		3/4 SYN HUB: 32S/42-3T SLEEVE:42S		Kia 2.5T	0.685
30		3&4 SLEEVE 42S		Kia 2.5T	0.28

KIA Transmission Gear

NO.	OEM	DESCRIPTION	PICTURE	MODEL	N. W.
31		5/R SYN HUB: 38S/42-3T SLEEVE:42S		Kia 2.5T	0.7
32		5TH SLEEVE 42S		Kia 2.5T	0.295

EXPERTISE LEAD EXCELLENCE

TEMCO




Engineering Machinery

NO.	PART NO.	DESCRIPTION	PICTURE	MODEL	N. W.
1	0212403	SHAFT 16T/17T		UH063	1. 58
2	0225014	PLANETARY GEAR 28T		UH025-7	0. 98
3	0225020	SUN GEAR 22T/15T		UH025-7	0. 84
4	0234216	SHAFT 16T/18T		UH063	1. 4
5	2015233	SHAFT 20T/28T/27T		UH083	4. 48
6	2020862	PROP SHAFT 14T/20T		EX200	3. 58
7	2025789	PROP SHAFT 14T/23T		EX200 TD	3. 68
8	2028798	PROP SHAFT 19T/14T		EX100-5	1. 24
9	2042080	SHAFT 23T/26T		ZX200 ZX230 ZX200-3	2. 08
10	2050692	PROP SHAFT 20T/22T		ZAXIS 200-3	2. 41
11	20Y-27-41130	PLANETARY GEAR 36T		PC200-8	2. 54
12	3024580	PINION 25S/11T		UH063	3. 9
13	3033237	PLANETARY GEAR 24T		EX120	0. 33
14	3034194	PLANETARY GEAR 22T		EX100 EX120	0. 28
15	3034195	PLANETARY GEAR 19T		EX100	1. 32

Engineering Machinery

NO.	PART NO.	DESCRIPTION	PICTURE	MODEL	N. W.
16	3034324	SUN GEAR 17T		EX200 EX220	5.16
17	3034326	SUN GEAR 20T		EX200	1.54
18	3041960	PLANETARY GEAR 21T		EX100	0.24
19	3049925	PLANETARY GEAR 40T		ZX200-3	1.94
20	3049926	PLANETARY GEAR 37T		EX120-2 EX120-5	3.06
21	3063957	PLANETARY GEAR 25T		EX200-5 EX200-3	2.64
22	3070443	PROP SHAFT 19/23T		EX120-5	1.34
23	3100544	PLANETARY GEAR 23T		ZX200-3	0.6
24	LDM0109	SUN GEAR 14S/19T		LS2600FJ2	0.28
25	LDM0110	PLANETARY GEAR 21T		LS2600FJ2 HD400GL	0.49
26	LDM0111	SUN GEAR 25T		LS2600FJ2 HD400GL	1.44
27	LNM0197-16	PLANETARY GEAR 24T		LS2600FJ2	0.34
28	LNM0198-16	PLANETARY GEAR 22T		LS2600FJ2 HD400GL	0.28
29	3082148	GEAR 21T		ZX200-一级	0.48
30	3082155	GEAR 21T		ZX200-二级	0.78

Engineering Machinery

NO.	PART NO.	DESCRIPTION	PICTURE	MODEL	N. W.
31	3084353	GEAR 25T		ZX200-三级	2.48
32	3084729	GEAR 36T		ZX200-回转二级	3.38
33	3082517	GEAR 42T		ZX200-回转一级	2.3

EXPERTISE LEAD EXCELLENCE

Temco

Daihatsu Transmission Gear

NO.	OEM	DESCRIPTION	PICTURE	MODEL	N. W.
1	36231-87610	TRANSFER GEAR MAINSHAFT 19S/48T/27T		F70 F75 84-86	4.83
2	36221-87609	TRANSFER IDLER GEAR 27T/36		F75 F80 TA/T GT 87-90	3.33
3	36218-87612	TRANSFER HIGH SPEED 27T/37T		F70 F75 87-90 DL-87'	1.225
4	36217-87606	TRANSFER LOW GEAR 27T/27T		F70 F75 84-86	0.66
5		INPUT GEAR 24S/27T/27T		TERIOS	0.86
6		GEAR 33T/43T		TERIOS	0.68
7		INPUT GEAR 24S/27T/27T			0.86
8	13519-56010	OIL PUMP GEAR 42T			0.21

Daewoo Transmission Gear

NO.	OEM	DESCRIPTION	PICTURE	MODEL	N. W.
1		COUNTER GEAR		DAMAS/LABO	
2	94582221	COUNTER GEAR 18S/18S/12T/20T/27T/31T		DAMAS/LABO	1.46
3		4TH GEAR 31T		DAMAS/LABO	
4	25185983 94582201	INPUT GEAR 18S/22T/27T		DAMAS/LABO	0.505
5	94582218	MAIN SHAFT		DAMAS/LABO	
6	94582247	1ST GEAR 30T/42T		DAMAS/LABO	0.58
7	94582248	2ND GEAR 30T/31T		DAMAS/LABO	0.44
8	25185982 94582253	3RD GEAR 27T/28T		DAMAS/LABO	0.265
9	94582300 (HUB 94582304 SLV 94582316)	3/4 SYN 23S/27-6T&27-6T		DAMAS/LABO	0.34
10	94582296 (SLV 94582313 HUB 94582302)	1&2 SYN 27S/30-6T&30-6T		DAMAS/LABO	0.46
11	94582412			DAMAS/LABO	0.1
12	94582414			DAMAS/LABO	0.12
13	96352739	GEAR 19T		DAMAS/LABO	0.24

FORD/MAZDA Transmission Gear

NO.	OEM	DESCRIPTION	PICTURE	MODEL	N. W.
1		COUNTER GEAR 15T/21T			1.45
2		FLANGE FREEWHEEL 28S			0.97
3		GEAR 36T/22T			0.62
4		3RD GEAR 30-2/34T		FORD FIESTA 2003/2013 1.6/2.0 5 SPEED	0.59
5		3/4 SLEEVE 30T		FORD FIESTA 2003/2013 1.6/2.0 5 SPEED	0.23
6		3RD COUNTER GEAR 25S/45T		FORD FIESTA 2003/2013 1.6/2.0 5 SPEED	0.5
7	3344775	SYN 5/R 54S/55T&55S		FORD CARGO	1.40
8		HUB 5/R 54S/55T		FORD CARGO	0.65
9		SLEEVE 5/R 55S		FORD CARGO	0.75

Hino Transmission Gear

NO.	OEM	DESCRIPTION	PICTURE	MODEL	N. W.
1	33311-3000	INPUT GEAR 18S/24T			6.80
2	33332-1941	GEAR 30T/48T			8.10
3	33333-2210	GEAR 30T/39T			7.20
4	33334-1710	GEAR 27T/32T			4.00
5	16179-1080	GEAR 22T			0.76
6		SHAFT			0.40
7	33311-2181	INPUT GEAR 12S/23T/26T		EH-700	2.22
8	33311-3180	INPUT GEAR 10S/21T/28T		H07C	2.75
9	3422-1900	GEAR 41T			2.10
10	33426-1311	4TH GEAR 47T			2.61
11	33426-2110	GEAR 44T		H07C	3.00
12	33334-1271	4TH GEAR 26T/28T			1.02
13	33422-1410	GEAR 38T			1.82
14	33334-2310	5TH GEAR 33T/19T SMALL		FB	0.54
15	33334-2000	5TH GEAR 33T/19T BIG		FB	0.53

Hino Transmission Gear

NO.	OEM	DESCRIPTION	PICTURE	MODEL	N. W.
16	41253-1030	GEAR 1030 29T		EK100	4.85
17	41252-1070	GEAR 1070 21S/25T/36S		EK100	6.52
18	33395-1188	SLEEVE 26S			0.9
19	33395-1170	SLEEVE 30S			1.1
20	33411-2780	COUNTER GEAR 14T/14T/21T/34T/46T/41T			10.54

Chevrolet Transmission Gear

NO.	OEM	DESCRIPTION	PICTURE	MODEL	N. W.
1		COUNTER GEAR 28S/27T/26S		ZAMURAI	1.48
2		COUNTER GEAR 26S/31T		ZAMURAI	2.20
3		DOUBLE GEAR 32T/53T		ZAMURAI	1.12
4		GEAR 27T/49T		ZAMURAI	1.16
5		GEAR 27T/47T		ZAMURAI	1.22
6		SLEEVE 27S		ZAMURAI	0.18
7		REV. GEAR 18S/25T		CHEVROLET SPARK 2004/2014 1.2 5 SPEED	0.19
8		3RD GEAR 24T/33T		CHEVROLET SPARK 2004/2014 1.2 5 SPEED	0.39
9		3/4 SYN HUB: 18S/18T SLEEVE: 18S		CHEVROLET SPARK 2004/2014 1.2 5 SPEED	0.26
10	3363035	INPUT GEAR 10S/26T/57T		DURAMAX 5 SPEED GEAR	2.55
11	3363046	COUNTER GEAR 24S/15T/23T/29T/37T		DURAMAX 5 SPEED GEAR	6.73
12	3363119	5TH GEAR 31S/27T		DURAMAX 5 SPEED GEAR	0.36
13	3363120	5TH COUNTER GEAR 45T/53T		DURAMAX 5 SPEED GEAR	1.59
14		5TH COUNTER REV. 45/12T		DURAMAX 5 SPEED GEAR	0.56
15	3362149	3/4 SYN HUB: 37S/57-6T SLEEVE: 57-1S		DURAMAX 5 SPEED GEAR	1.09

Chevrolet Transmission Gear

NO.	OEM	DESCRIPTION	PICTURE	MODEL	N. W.
16	3362150	5/R SYN HUB:24S/44-6T SLEEVE:44-1S		DURAMAX 5 SPEED GEAR	0.71
17	3363419	INPUT GEAR 10S/25T/57T		DURAMAX 6 SPEED GEAR	2.29
18	3363437	COUNTER GEAR 27S/237S/14T/22T/29T/32T		DURAMAX 6 SPEED GEAR	6.17
19	3363495	MAINSHAFT 27S/37S/31S/31S/32S		DURAMAX 6 SPEED GEAR	5.42
20	3363435	3RD GEAR 57/33T		DURAMAX 6 SPEED GEAR	1.41
21	3363223	5TH COUNTER GEAR 57/47T		DURAMAX 6 SPEED GEAR	1.76
22	3363186	5TH GEAR 31S/28T		DURAMAX 6 SPEED GEAR	0.42
23	3363228	6TH COUNTER GEAR 57T/61T		DURAMAX 6 SPEED GEAR	2.13
24	3363209	6TH GEAR 31S/28T		DURAMAX 6 SPEED GEAR	0.26
25		REVERSE CHAINING 31S/57T		DURAMAX 6 SPEED GEAR	0.70
26	3363359	REVERSE+SLEEVE HUB:57-12/34T SLEEVE:57-1T		DURAMAX 6 SPEED GEAR	2.23
27	3362148	1/2 SYN HUB:37S/57-12T SLEEVE:57-1T		DURAMAX 6 SPEED GEAR	0.99
28		1/2 SYN HUB:37S/57-12T		DURAMAX 6 SPEED GEAR	
29		1/2 SYN SLEEVE:57-1T		DURAMAX 6 SPEED GEAR	
30	3363227	3/4 SYN HUB:27S/57-12T SLEEVE:57-1T		DURAMAX 6 SPEED GEAR	0.97

Chevrolet Transmission Gear

NO.	OEM	DESCRIPTION	PICTURE	MODEL	N. W.
31		3/4 SYN HUB:27S/57-12T		DURAMAX 6 SPEED GEAR	
32		3/4 SYN SLEEVE:57-1T		DURAMAX 6 SPEED GEAR	
33	3362148	5/6 SYN HUB:37S/57-12T SLEEVE:57-1T		DURAMAX 6 SPEED GEAR	1. 10
34		5/6 SYN HUB:37S/57-12T		DURAMAX 6 SPEED GEAR	
35		5/6 SYN HUB:37S/57-12T SLEEVE:57-1T		DURAMAX 6 SPEED GEAR	
36	AWT297-10A	GEAR 27S/17T		CHEVROLET	0. 55
37		INPUT GEAR 18/13/11/21/30/21T		SAIL CHEVROLET 1. 2	1. 07
38		MAIN SHAFT 19S/23S/28S/35S/19T		SAIL CHEVROLET 1. 2	1. 36
39		GEAR 70T		SAIL CHEVROLET 1. 2	2. 76
40		1/2 SYN HUB:35S/38-11T SLEEVE:38S/39T		SAIL CHEVROLET 1. 2	0. 48
41		3/4 SYN HUB:30S/33-12T SLEEVE:33S		SAIL CHEVROLET 1. 2	0. 33
42		5 SYN HUB:21S/33-12T SLEEVE:33-12T		SAIL CHEVROLET 1. 2	0. 36
43		INPUT GEAR 19S/12T/14T/23T/36S/24S		BYD F0	1. 29
44		MAIN SHAFT 26S/26S/36S/17T		BYD F0	1. 30
45		GEAR 75T		BYD F0	1. 37

Chevrolet Transmission Gear

NO.	OEM	DESCRIPTION	PICTURE	MODEL	N. W.
46		1ST GEAR 39-1T/39T		BYD F0	0.64
47		2ND GEAR 39-1T/44T		BYD F0	0.52
48		3RD GEAR 39-1T/40T		BYD F0	0.39
49		4TH GEAR 39-2T/37T		BYD F0	0.31
50		5TH GEAR 39-1T/29T		BYD F0	0.22
51		3RD GEAR 26S/34T		BYD F0	0.16
52		4TH GEAR 26S/38T		BYD F0	0.21
53		5TH GEAR 26S/38T		BYD F0	0.24
54		REVERSE GEAR 35T		BYD F0	0.30
55		COUNTER SHAFT		WAN N200 N300	
56		INPUT SHAFT			
57		MAIN SHAFT			
58		1ST GEAR			
59		2ND GEAR			
60		3RD GEAR			

Chevrolet Transmission Gear

NO.	OEM	DESCRIPTION	PICTURE	MODEL	N. W.
61		5TH GEAR			
62		1/2 SYN			
63		3/4 SYN			
64		5TH SYN			

EXPERTISE LEAD EXCELLENCE

TEMCO

SUZUKI Transmission Gear

NO.	OEM	DESCRIPTION	PICTURE	MODEL	N. W.
1		INPUT GEAR 18/15/12/22/26/17T			1.14
2		MAIN SHAFT 20S/34T/24T			1.38
3		COUNTER GEAR 20S/25T/31T/31S			1.64
4		MAIN SHAFT 20S/34T/24T			1.38
5		GEAR 20S/20T			0.24
6		INPUT GEAR 20S/14T/11T/21T/34S/26S			1.38
7		INPUT GEAR 18S/17T/12T/26T/26S/17S			1.2
8		INPUT GEAR 18/14/12/22/26/17T			1.12
9		COUNTER GEAR 18S/14T/22T/29T/32T		F8A	1.4
10		INPUT GEAR 18S/20T/27T		F8A	0.49
11		MAIN SHAFT 22S/22S/18S/18S		F8A	0.73
12		1ST GEAR 30T/30T		F8A	0.49
13		2ND GEAR 30T/29T		F8A	0.35
14		3RD GEAR 30T/29T		F8A	0.25
15		REVERSE GEAR 17T		F8A	0.16

SUZUKI Transmission Gear

NO.	OEM	DESCRIPTION	PICTURE	MODEL	N. W.
16		REVERSE GEAR 18S/27T		F8A	0.27
17		1/2 SYN 32S/36-6T&36-6S		F8A	0.46
18		3/4 SYM 27S/30-6T&30-6S		F8A	0.32
19		COUNTER GEAR 22S/15T/25T/31T/35T		F10A	2.8
20		INPUT GEAR 18S/23T/30T		F10A	0.78
21		MAIN SHAFT 27S/32S/29S/23S		F10A	1.82
22		1ST GEAR 36T/36T		F10A	0.89
23		2ND GEAR 36T/32T		F10A	0.64
24		3RD GEAR 30T/29T		F10A	0.48
25		5TH GEAR		F10A	0.27
26		REVERSE GEAR 33T		F10A	0.37
27		REVERSE GEAR 30T/41T		F10A	0.65
28		REVERSE GEAR 22S/42T		F10A	0.49
29		1/2 SYN 32S/36-6T&36-6S		F10A	0.57
30		3/4 SYM 27S/30-6T&30-6S		F10A	0.43




SUZUKI Transmission Gear

NO.	OEM	DESCRIPTION	PICTURE	MODEL	N. W.
31		5TH SYN 29S/30-6T&30-6S		F10A	0.44
32		COUNTER GEAR 18/13/20/25/33T			1.57
33		INPUT GEAR 18S/21T/27T			0.5
34		MAIN SHAFT 22S/22S/18S			0.8
35		1ST GEAR 30T/29T			0.52
36		2ND GEAR 30T/26T			0.35
37		3RD GEAR 27T/22T			0.24
38		5TH GEAR 27T/20T			0.17
39		1/2 SYN 26S/30-2T&30-6S			0.47
40		3/4 SYN 22S/27-6T&27-6S			0.31
41		5TH SYN 18S/27-6T&27-6S			0.34
42		COUNTER GEAR 20/25/31/31T		G13B	
43		INPUT GEAR 18/15/12/22/26/17T		G13B	
44		MAISHAFT 20/34/24T		G13B	
45		1ST GEAR 30/41T		G13B	

SUZUKI Transmission Gear

NO.	OEM	DESCRIPTION	PICTURE	MODEL	N. W.
46		2ND GEAR 30/37T		G13B	
47		3RD GEAR 27/33T		G13B	
48		4th gear 27/28T		G13B	
49		REVERSE GEAR 26T		G13B	
50		5TH GEAR 21T		G13B	
51		SYN 1/2 30-6/35T		G13B	
52		3/4 SYN 27-6T		G13B	
53		5TH SYN 24-6T		G13B	
54		COUNTER GEAR 18/13/20/25/33T		BS09	
55		INPUT GEAR 18S/21T/27T		BS09	
56		MAIN SHAFT 22S/22S/18S		BS09	
57		1ST GEAR 30T/29T		BS09	
58		2ND GEAR 30T/26T		BS09	
59		3RD GEAR 27T/22T		BS09	
60		4TH CON GEAR 33T		BS09	

SUZUKI Transmission Gear

NO.	OEM	DESCRIPTION	PICTURE	MODEL	N. W.
61		1/2 SYN 26S/30-2T&30-6S		BS09	
62		3/4 SYN 22S/27-6T&27-6S		BS09	
63		5TH SYN 18S/27-6T&27-6S		BS09	


EXPERTISE LEAD EXCELLENCE

TEMCO

Transmission Gear

NO.	OEM	DESCRIPTION	PICTURE	MODEL	N. W.
1	8877321	RING 46S/54T			0.675
2	8875377	SLEEVE 54S			0.6
3		SLIDING GEAR 17-1S/18T			
4		GEAR 17S/18T/40T			3.45

Transmission Gear

NO.	OEM	DESCRIPTION	PICTURE	MODEL	N. W.
1		SLEEVE 39S/38T			0.72

If there is demand please contact Likun Zhao, Email:tunnytrading@163.com
Tel: + 86 15086954499/17782329919

Transmission Gear

NO.	OEM	DESCRIPTION	PICTURE	MODEL	N. W.
1		INPUT GEAR 10/26/34T			1.96
2		MAINSHAFT 12/36/36/26T			2.86
3		COUNTER GEAR 36/13/18T			2.72
4		1ST GEAR 39/37T			1.32
5		2ND GEAR 39/29T			0.92
6		3RD GEAR 39/24T			0.82
7		5TH GEAR 39/26T			0.54
8		3RD COUNTER GEAR 25T			0.8
9		5TH COUNTER GEAR 44/36T			0.82
10		GEAR 35T			1.04
11		REV. GEAR 39/34T			1.2
12		REV. GEAR			0.7
13		1/2 HUB 39-6T			0.4
14		3/4 HUB 39-6T			0.38
		5 HUB 39-6T			0.4
15		1/2 SLEEVE 33T			0.32
		3/4 SLEEVE 33T			0.32

Transmission Gear

NO.	OEM	DESCRIPTION	PICTURE	MODEL	N. W.
16		5/REV. SLEEVE 33T			0.3
1		INPUT GEAR 26/19/29T			1.6
2		MAINSHAFT 26/36/36T			2.1
3		COUNTER GEAR 19/14T			2
4		1ST GEAR 39/34T			1.3
5		2ND GEAR 39/28T			0.95
6		3RD GEAR 39/21T			0.6
7		3RD COUNTER GEAR 26T			0.79
8		GEAR 30T			1.025
9		1/2 SLEEVE 39T			0.45
10		1/2 HUB 39-6T			0.78
11		3/4 SLEEVE 39T			0.68
12		3/4 HUB 39-6T			

Transmission Gear

NO.	OEM	DESCRIPTION	PICTURE	MODEL	N. W.
1		GEAR 30-1T/38T			0.58
2		5TH GEAR 33-2T/29T			0.38
3		3RD GEAR 33-1T/33T			0.54
4		3RD CON GEAR 22S/32T			0.32
5	一轴组件	INPUT GEAR 21S/29T/33-3T		ZMP-29	
6	一轴组件	INPUT GEAR 24/21/33-3T		ZMP28	1.15
7	中间轴	COUNTER GEAR 18/13/13/20/30/43T		ZMP28	3.3
8	一档齿轮组件	1ST GEAR 39/35T		ZMP28	1.24
9	二档齿轮组件	2ND GEAR 39/29T		ZMP28	0.85
10	一轴组件	INPUT GEAR 24S/26T/33-3T		486	1.08
11	中间轴	COUNTER GEAR 18S/12T/13T/18T/29T/46T		486	
12	五档输出齿轮	5TH GEAR 28-7S/23T		486	0.21

Transmission Gear

NO.	OEM	DESCRIPTION	PICTURE	MODEL	N. W.
13	中间轴五档齿轮组	5TH COUNTER GEAR 33-6T/48T		486	
14	AGC4JB1一轴组件	INPUT GEAR 24S/27T/33-3T		AGC4JB1	1.14
15	ZMP4JB1一轴组件	INPUT GEAR 24S/28T/33-3T		ZMP4JB1	
16	4L68一轴组件	INPUT GEAR 21/28/33-3T		4L68	1.08
17	JK72一轴组件	INPUT GEAR 21/28/36T		JK72	1.2
18		INPUT GEAR 26/12/21/28/34/20T			1.83
19	一轴组件	INPUT GEAR 21S/28T/33-3T		485	1.14
20	换挡轴	18T			0.25
21	一档齿轮衬套组件			ZMP	
22	输入轴组件	INPUT GEAR 24S/28T/33-3T		483	
23	一轴组件	INPUT GEAR 23/28/33-3T		YM-28	1.03