



# BENZ

PHOTO	TM#	OEM	SIZE	CAR TYPE APPLICABLE
	TM-ME001	1120351300 1120350600 1120351400 1120350800 1120350900	Ext. $\varnothing$ 160 Hole. $\varnothing$ 32 Height:80.5	BENZ
	TM-ME002	6020301703/ 6110300203	Ext. $\varnothing$ 228 Hole. $\varnothing$ 32 Height:80.5	BENZ


EXPERTISE LEAD EXCELLENCE

TEMCO

## BUICK

PHOTO	TM#	OEM	SIZE	CAR TYPE APPLICABLE
	TM-B001	93.321.182	Ext. $\varnothing$ 142 Hole. $\varnothing$ 72 Height:35	BUICK 2.0
	TM-B002	24504609	Ext. $\varnothing$ 155 Hole. $\varnothing$ 31.6 Height:51.5	BUICK 2.5 2.5CENTURY REGAL GM Buick 2005-94, Chevrolet 2005-94, Oldsmobile 2004-93, Pontiac 2005-94
	TM-B003	96352877 96897414	Ext. $\varnothing$ 137 Hole. $\varnothing$ 26 Height:51.5	EXCELLE 1.6
	TM-B004	96350947	Ext. $\varnothing$ 142 Hole. $\varnothing$ 42 Height:32	
	TM-B005	96563902	Ext. $\varnothing$ 133.5 Hole. $\varnothing$ 24 Height:42	SPARK 0.8L
	TM-B007	12626355	Ext. $\varnothing$ 170 Hole. $\varnothing$ 26 Height:60	NEW SRX 3.0L




# CHERY

PHOTO	TM#	OEM	SIZE	CAR TYPE APPLICABLE
	TM-CH001	372-1005040	Ext. $\varnothing$ 130 Hole. $\varnothing$ 25 Height:47	CHERY QQ1.6 1.8



EXPERTISE LEAD EXCELLENCE

Temco

# DAEWOO

PHOTO	TM#	OEM	SIZE	CAR TYPE APPLICABLE
	TM-DA001	96419497 96350547	Ext. $\varnothing$ 142 Hole. $\varnothing$ 42 Height:32	DAEWOO 1.6L NUBIRA
	TM-B003	96897424	Ext. $\varnothing$ 137 Hole. $\varnothing$ 26 Height:51.5	DAEWOO
	TM-B006	96336264	Ext. $\varnothing$ 137 Hole. $\varnothing$ 26 Height:60.5	DAEWOO

# FIAT



PHOTO	TM#	OEM	SIZE	CAR TYPE APPLICABLE
	TM-FI001	55208280	Ext. $\varnothing$ 169 Hole. $\varnothing$ 30.5 Height:39.7	FIAT
	TM-FI002	7653406	Ext. $\varnothing$ 143.2 Hole. $\varnothing$ 30 Height:26	FIAT UNO 1989-1995

EXPERTISE LEAD EXCELLENCE

TEMCO

# FORD

PHOTO	TM#	OEM	SIZE	CAR TYPE APPLICABLE
	TM-F001	E8TZ-6316B	Ext. $\varnothing$ 163 Hole. $\varnothing$ 34.9 Height:105	Ford 1997-82
	TM-F002	F3AZ-6316A	Ext. $\varnothing$ 173 Hole. $\varnothing$ 31.7 Height:45	Ford 2003-92, Lincoln 2000-92, Mercury 2000-92
	TM-F003	D9TZ 6316C	Ext. $\varnothing$ 169 Hole. $\varnothing$ 34.9 Height:60	FORD F-SERIES ECONOLINE VAN1995-80
	TM-F004	LF50-50925E 4M5G-6316-H7A 3M51-6316BC 3M59-6316AB	Ext. $\varnothing$ 140.5 Hole. $\varnothing$ 26.5 Height:59.2	FOCUS 05
	TM-F005	IS7G-6316BE	Ext. $\varnothing$ 138 Hole. $\varnothing$ 26.5 Height:39	MONDEO2.0
	TM-F006	WL84-11-401B	Ext. $\varnothing$ 168 Hole. $\varnothing$ 39 Height:89	FORD CIG MIT WL2.5
	TM-F007	4M5G-6B321-Z	Ext. $\varnothing$ 137 Hole. $\varnothing$ 25 Height:61.5	FORD
	TM-F008	C5JZ-6A312-A	Ext. $\varnothing$ 160 Hole. $\varnothing$ 48 Height:73	FORD
	TM-F009	E6JE-6316-AA	Ext. $\varnothing$ 169 Hole. $\varnothing$ 35.2 Height:36	FORD
	TM-F010	C5TE-6A358-C	Ext. $\varnothing$ 160 Hole. $\varnothing$ 48.4 Height:24.8	FORD

	MZ009	6E5Z-6312-AA	Ext. $\varnothing$ 166.8 Hole. $\varnothing$ 32 Height:48	FORD 2012-95 LINCOLN MPV
	TM-F011	7CIQ-6B319		FORD
	TM-F012	L31T30917C	Ext. $\varnothing$ 163 Hole. $\varnothing$ 26.5 Height:39	FORD 2.3
	TM-F013	AG9Z-6312B	Ext. $\varnothing$ 163 Hole. $\varnothing$ 26.5 Height:62.5	FORD DF2.0TMONDEO



# G M

PHOTO	TM#	OEM	SIZE	CAR TYPE APPLICABLE
	TMP035		Ext. $\varnothing$ 162.55 Hole. $\varnothing$ 35.5 Height:105	GM
	TMP036		Ext. $\varnothing$ Hole. $\varnothing$ Height:	GM
	TMP037	24501201	Ext. $\varnothing$ Hole. $\varnothing$ Height:	GM Buick 1992-90, Chevrolet 1992, Oldsmobile 1992-91, Pontiac 1992-91
	TMP038	25532179	Ext. $\varnothing$ Hole. $\varnothing$ Height:	GM BUICK Buick 1988-86, Oldsmobile 1988-86, Pontiac 1988-87
	TMP039	25527381	Ext. $\varnothing$ Hole. $\varnothing$ Height:	BUICK LESABRE GM OLDSMOBILE PONTIAC
	TMP041	6272221 12551537	Ext. $\varnothing$ 171.5 Hole. $\varnothing$ 31.6 Height:59.5	Chevrolet 1995-69, GMC 1995-69, Oldsmobile 1979-77, Pontiac 1992-85, Pontiac 1979-78
	TMP045	33002920AB 33002920 33002920AC	Ext. $\varnothing$ 188 Hole. $\varnothing$ 28.5 Height:47.5	<b>Jeep 2006-87</b>
	TMP049	6272222	Ext. $\varnothing$ 203 Hole. $\varnothing$ 31.6 Height:59	CHEVROLET GMC Chevrolet 1996-73, Chevrolet 1971-69, GMC 1996-73, GMC 1970-69
	TMP050	14085401	Ext. $\varnothing$ 162 Hole. $\varnothing$ 31.6 Height:58	GM Chevrolet 1987-82, GMC 1987-82, Jeep 1986-84, Pontiac 1987-83
	TMP051	12551138	Ext. $\varnothing$ 191 Hole. $\varnothing$ 41.4 Height:34	GM Buick 1996-94, Cadillac 1996-94, Chevrolet 1997-93, Pontiac 1997-93



	TMP052	10172764 14081202 14089209	Ext. $\varnothing$ 156 Hole. $\varnothing$ 31.6 Height:71	Chevrolet 1995-85, GMC 1995-85, Oldsmobile 1994-
	TMP054	458653	Ext. $\varnothing$ 171.5 Hole. $\varnothing$ 31.6 Height:59.5	GM GENERAL MOTORS 1993-77
	TMP144	12585233	Ext. $\varnothing$ 167 Hole. $\varnothing$ 28 Height:90	GM
	TM-Q011	12553118	Ext. $\varnothing$ 196.5 Hole. $\varnothing$ 40.6 Height:122.5	GM Chevrolet Camaro 2002-98, Pontiac Firebird 2002-98, Pontiac GTO 2006-04
	TM-G001	24101169	Ext. $\varnothing$ 133.5 Hole. $\varnothing$ 24 Height:50.3	GM
	TM-G002	4663176	Ext. $\varnothing$ 197.5 Hole. $\varnothing$ 28.2 Height:55	GM Chrysler 2004-93, Dodge 2004-93, Eagle 1997-93, Plymouth 2001-99, Plymouth 1997
	TM-G003	55565300	Ext. $\varnothing$ 158 Hole. $\varnothing$ 32.5 Height:50.2	GM CRUZE
	TM-G005	12557345 12460262	Ext. $\varnothing$ 192 Hole. $\varnothing$ 52.5 Height:64	Chevrolet 2002-88, GMC 2002-88, Workhorse 1999
	TM-G006	12553118		GM Chevrolet Camaro 2002-98, Pontiac Firebird 2002-98, Pontiac GTO 2006-04
	TM-G007	12576652 12553112 12634105	Ext. $\varnothing$ 194 Height:110	GENERAL MOTORS 2010- 99, ISUZU 2006-03, SAAB 2009-05
	TM-G008		Ext. $\varnothing$ 161.5 Hole. $\varnothing$ 35 Height:76.5	

	TM-G009	53020689	Ext. $\varnothing$ 184.5 Hole. $\varnothing$ 33 Height:132.5	JEEP CHEVROLET
	TM-G010		Ext. $\varnothing$ 177.5 Hole. $\varnothing$ 41 Height:68.3	GM
	TM-G011		Ext. $\varnothing$ 203 Hole. $\varnothing$ 32 Height:59.7	GM
	TM-G012		Ext. $\varnothing$ 201 Hole. $\varnothing$ 12.5 Height:56.5	GM
	TM-G013		Ext. $\varnothing$ 177.5 Hole. $\varnothing$ 35 Height:38	GM
	TM-A01		Ext. $\varnothing$ 171.5 Hole. $\varnothing$ 32 Height:59.3	GM
	TMP046	3614369 4173443	Ext. $\varnothing$ 184.3 Hole. $\varnothing$ 38.9 Height:63	Chevrolet 1989-75

# HONDA

PHOTO	TM#	OEM	SIZE	CAR TYPE APPLICABLE
	TM-H001	13810-PNA-013	Ext. $\varnothing$ 157 Hole. $\varnothing$ 30 Height:43.5	HONDA 2.4 Acura 2008-02, Honda 2006-02
	TM-H002	13810-PT1-003	Ext. $\varnothing$ 176.6 Hole. $\varnothing$ 30 Height:60	HONDA 2.0 Accord CB3-CB7 Honda Accord 1993-90, Prelude 1996-92
	TM-H003	13810-PWA-013 13810-PWC-013	Ext. $\varnothing$ 168.5 Hole. $\varnothing$ 28 Height:41.5	HONDA FIT 1.3 1.5
	TM-H005	13810-POA-003 13810-PAA-003 13810-PEA-007 13810-PAA-A01	Ext. $\varnothing$ 180 Hole. $\varnothing$ 30 Height:65	HONDA 2.2 CD5-CD4 2.3 Acura CL 1997, Accord 1997-94, Honda Odyssey 1997-95
	TM-H007	13811-P00-U00	Ext. $\varnothing$ 168.6 Hole. $\varnothing$ 24 Height:68.2	HONDA 1.8 CIVIC1995-92 DEL SOL1995-93
	TM-H008	13810-RZA-A01 13810-R40-A01	Ext. $\varnothing$ 166 Hole. $\varnothing$ 30 Height:43	HONDA CRV07
	TM-H009	13810-RZA-008	Ext. $\varnothing$ 167 Hole. $\varnothing$ 30 Height:44	HONDA CRV08
	TM-H010	13810-RNA-A02	Ext. $\varnothing$ 157 Hole. $\varnothing$ 30 Height:61	HONDA Honda Civic 2010-06 1.8
	TM-H011	13810-RZP-003	Ext. $\varnothing$ 157 Hole. $\varnothing$ 30 Height:61	HONDA

	TM-H012 H0001	13810-T2K-003 13811-P2A-000	Ext. $\varnothing$ 162 Hole. $\varnothing$ 30 Height:69	HONDA
	TM-H013		Ext. $\varnothing$ 169 Hole. $\varnothing$ 28 Height:65	HONDA
	TM-H014	13810-P3F-003	Ext. $\varnothing$ 169 Hole. $\varnothing$ 28 Height:62.5	HONDA
	TM-H015	13810-P2K-J01	Ext. $\varnothing$ 169 Hole. $\varnothing$ 28 Height:67	HONDA
	TM- H015II	13810-P2K-003	Ext. $\varnothing$ 169 Hole. $\varnothing$ 24 Height:67	HONDA CIVIC SOHC 96-00
	TM-H016	13810-RB0-003	Ext. $\varnothing$ 162 Hole. $\varnothing$ 28 Height:42	HONDA
	TM-H017	13810-PLM-A01 90704-634-000	Ext. $\varnothing$ 171 Hole. $\varnothing$ 28 Height:58.5	HONDA Civic 2005-01 D17 1.7 16V
	TM-H018	13810-RCA-A01	Ext. $\varnothing$ 180.4 Hole. $\varnothing$ 30 Height:47	HONDA ACURA 2009-05
	TM-H019	13810-P8A-003 90704-PT0-000	Ext. $\varnothing$ 180.5 Hole. $\varnothing$ 30 Height:60	HONDA Acura 2003-97, Honda 2004-98 ACCRD V6
	TM-H020	13810-RBD-E01	Ext. $\varnothing$ 166.4 Hole. $\varnothing$ 30 Height:45.6	HONDA





## HYUNDAI KIA

PHOTO	TM#	OEM	SIZE	CAR TYPE APPLICABLE
	TM-HY001	OK015 11401 B 0F80111319 OK01A11401A	Ext. $\varnothing$ 146 Hole. $\varnothing$ 35 Height:71	HYUNDAIKia Sportage 2001-95
	TM-HY002	23124 2X010 /2X000 OK21A-11- 401A OK30C-11- 401A	Ext. $\varnothing$ 149 Hole. $\varnothing$ 38 Height:42	HYUNDAI
	TM-HY003	23124-33111 23124-33110	Ext. $\varnothing$ 162 Hole. $\varnothing$ 40.5 Height:45.5	HYUNDAI Elantra 1995-93, Hyundai Sonata 1998-92
	TM-HY004	23124-25000-M	Ext. $\varnothing$ 148 Hole. $\varnothing$ 28 Height:48	TUCSON HYUNDAI
	TM-HY005	23124-26030- /26011/26010	Ext. $\varnothing$ 138 Hole. $\varnothing$ 24 Height:46	ACCENT HYUNDAIDodge 2010- 01, Hyundai 2010-01, Hyundai 1997-96, Kia 2010-06
	TM-HY006	23124-23510-M	Ext. $\varnothing$ 144 Hole. $\varnothing$ 30 Height:44.5	HYUNDAI ELANTRA. SONATA1.6 -2.0
	TM-HY007	23129-42070 /42000/42001/ 42011	Ext. $\varnothing$ 173.5 Hole. $\varnothing$ 35 Height:51	HYUNDAI H100 D4BB D4BA
	TM-HY008	23129-42901 23124-42030/42032	Ext. $\varnothing$ 173.5 Hole. $\varnothing$ 35 Height:71	HYUNDAI STAREX

	TM-HY009	OK72C-11-401D	Ext. $\varnothing$ 162.5 Hole. $\varnothing$ 39 Height:79	HYUNDAI
	TM-HY010	OK65A-11-401A	Ext. $\varnothing$ 162 Hole. $\varnothing$ 39 Height:62.3	HYUNDAI
	TM-HY011	23124 3Y100/3Y110/ OK98V-11401	Ext. $\varnothing$ 134 Hole. $\varnothing$ 22 Height:38	HYUNDAI KIA
	TM-HY012	23124 2Y000 OK24711317A OK24711401B 23124 2Y700	Ext. $\varnothing$ 133 Hole. $\varnothing$ 36.5 Height:52	HYUNDAI Kia Sephia 2001-99, Kia Spectra 2004-00
	TM-HY013	23124 39802	Ext. $\varnothing$ 156 Hole. $\varnothing$ 15 Height:94	HYUNDAI KIA
	TM-HY014	OVS01-11- 401/23124-4Z001	Ext. $\varnothing$ 170 Hole. $\varnothing$ 39 Height:73	HYUNDAI BESTA 2.7 DS3.0
	TM-HY015		Ext. $\varnothing$ 162 Hole. $\varnothing$ 36 Height:62.3	HYUNDAI
	TM-HY016		Ext. $\varnothing$ 156 Hole. $\varnothing$ 15 Height:38.5	HYUNDAI
	TM-HY017	23124-22610	Ext. $\varnothing$ 150 Hole. $\varnothing$ 24 Height:48.5	HYUNDAI
	TM-HY018	23123- 4A020/4A021/2A001 /4A002/4A010	Ext. $\varnothing$ 155 Hole. $\varnothing$ 22.5 Height:42	KIA



	TM-HY019	23124-4X100/4X000/4X011/OK551-11-401A	Ext. $\varnothing$ 164 Hole. $\varnothing$ 39 Height:49	KIA
	TM-HY020	23124-38010/38000/38201/38210	Ext. $\varnothing$ 156 Hole. $\varnothing$ 40.3 Height:46.5	KIA
	TM-HY021	OK2A4-11401	Ext. $\varnothing$ 160 Hole. $\varnothing$ 38 Height:45.3	HYUNDAI
	TM-HY022	23124-22020/22030/22700/22000	Ext. $\varnothing$ 150 Hole. $\varnothing$ 24 Height:48.5	Hyundai Accent 1999-95, Hyundai Scoupe 1995-94
	TM-HY023		Ext. $\varnothing$ 148 Hole. $\varnothing$ 28 Height:47.5	HYUNDAI
	TM-P056	23124-24010	Ext. $\varnothing$ 150 Hole. $\varnothing$ 32 Height:34	HYUNDAI
	TM-P073	23129-36010	Ext. $\varnothing$ 154 Hole. $\varnothing$ 30 Height:97.5	HYUNDAI
	TM-HY024	23124-37100 37500/37510/3752 032000	Ext. $\varnothing$ 156 Hole. $\varnothing$ 52 Height:38.7	2009-99, Kia 2010-01
	TM-HY025	23124-23010	Ext. $\varnothing$ 145.1 Hole. $\varnothing$ 30 Height:44.5	HYUNDAI
	TM-HY026	23124-39002/39003/3950 3/39504/39515	Ext. $\varnothing$ 156 Hole. $\varnothing$ 52 Height:56.8	HYUNDAI

	TM-HY027	23124-03300	Ext. $\varnothing$ 145.5 Hole. $\varnothing$ 17 Height:38	KIA
	TM-HY028		Ext. $\varnothing$ 153.5 Hole. $\varnothing$ 40 Height:26	KIA

EXPERTISE LEAD EXCELLENCE

TEMCO


# ISUZU

PHOTO	TM#	OEM	SIZE	CAR TYPE APPLICABLE
	TM-SU008	8-97229-900-2 8-97138-489-0	Ext. $\varnothing$ 143 Hole. $\varnothing$ 31.7 Height:80	ISUZU 3 GROOVE 4BD1 4JB1
	TM-SU004		Ext. $\varnothing$ 143 Hole. $\varnothing$ 32 Height:79.2	ISUZU 2 GROOVE 4BD1
	TM-SU005	8-94100-454-0 8-97138018-0	Ext. $\varnothing$ 164 Hole. $\varnothing$ 43 Height:61.5	ISUZU 4BC2
	TM-SU006	8-97135-549-0 8-97033848	Ext. $\varnothing$ 163 Hole. $\varnothing$ 43 Height:84	ISUZU
	TM-SU007	8-97222-031-0 8-97306534-1	Ext. $\varnothing$ 177 Hole. $\varnothing$ 46 Height:71	ISUZU 4HF1
	TM-SU009		Ext. $\varnothing$ 144 Hole. $\varnothing$ 28 Height:38.5	ISUZU JB416

# JAC

PHOTO	TM#	OEM
	JA001	1005100FA090
	JA002	1005100GAA
	JA003	1005016GG010
	JA004	1005100FA040
	JA007	7001226C1
	JA008	1005100FA021
	JA009	1005100FA
	JA010	1005100FAXZ
	JA011	1005100FA151

# LAND ROVER

PHOTO	TM#	OEM	SIZE	CAR TYPE APPLICABLE
	LR001	LHG100750	Ext. $\varnothing$ 155 Hole. $\varnothing$ Height:70	LAND ROVER

EXPERTISE LEAD EXCELLENCE

# Temco

# LADA VOLGA

PHOTO	TM#	OEM	CAR TYPE APPLICABLE
	TM-LA001	4173. 1005070-11	LADA
	TM-VG003	4213. 1005070-03	LADA
	TM-VG001	406. 1005050-30	VOLGA
	TM-VG002	406. 1005050-60	VOLGA



# MAZDA

PHOTO	TM#	OEM	SIZE	CAR TYPE APPLICABLE
	TM-MZ001	LF94-11-400	Ext. $\varnothing$ 155 Hole. $\varnothing$ 26.5 Height:39	MAZDA M6 E
	TM-MZ002	FSB9-11-400	Ext. $\varnothing$ 146 Hole. $\varnothing$ 30 Height:47	MAZDA FLM 1.8
	TM-MZ003	B6BG-11-401	Ext. $\varnothing$ 149 Hole. $\varnothing$ 38 Height:38	MAZDA FML 1.6
	TM-MZ004	L323-11-400B	Ext. $\varnothing$ 155 Hole. $\varnothing$ 26.5 Height:39	MAZDA M6 OLD
	TM-MZ005	ZY08-11-400B ZJ38-11-400 BY08- 11-400 ZJ08-11- 400	Ext. $\varnothing$ 144 Hole. $\varnothing$ 27 Height:39.5	MAZDA M3 1.6
	TM-MZ006	FSB8-11-400/401 KLG4-11-400	Ext. $\varnothing$ 153.7 Hole. $\varnothing$ 30 Height:47.8	MAZDA 626 98-02
	TM-MZ007	FS05-11-401	Ext. $\varnothing$ 146 Hole. $\varnothing$ 30 Height:47	MAZDA
	MZ008	HB00-11-400M1	Ext. $\varnothing$ 144 Hole. $\varnothing$ 29 Height:34.6	MAZDA
	TM-MZ009	6E5Z-6212-AA	Ext. $\varnothing$ 166.8 Hole. $\varnothing$ 32 Height:48	2005-00 MERCURY



TM-MZ010

RF5C-11-401C

Ext.  $\varnothing$  166  
Hole.  $\varnothing$  33  
Height:35

MAZDA

EXPERTISE LEAD EXCELLENCE

Temco

# MITSUBISHI

PHOTO	TM#	OEM	SIZE	CAR TYPE APPLICABLE
	TM-M001	MD377602	Ext. $\varnothing$ 155 Hole. $\varnothing$ 40 Height:35	MITSUBISHI 4G63
	TM-M002	MD306158	Ext. $\varnothing$ 154 Hole. $\varnothing$ 40.5 Height:70	MITSUBISHI PAJERO SHOGUN TRITON V31
	TM-M003	MD141468	Ext. $\varnothing$ 154 Hole. $\varnothing$ 30 Height:97.5	MITSUBISHI V33 6G72P Dodge Raider 1989, Dodge Ram 50 1991-90, Mitsubishi Mighty Max 1994-90, Mitsubishi Montero 1994-89
	TM-M004	MD074403	Ext. $\varnothing$ 144 Hole. $\varnothing$ 35 Height:78.5	MITSUBISHI V32
	TM-M005	MD356151	Ext. $\varnothing$ 140 Hole. $\varnothing$ 12.7 Height:53.5	MITSUBISHI LANCER 1.6 4G15 4G13
	TM-M006	MN149765	Ext. $\varnothing$ 140 Hole. $\varnothing$ 15.7 Height:53.5	MITSUBISHI LANCER 01- CS2A/3A
	TM-M007	MD376609 MD376608 MD300517	Ext. $\varnothing$ 162 Hole. $\varnothing$ 40.5 Height:45.5	MITSUBISHI Eagle Talon 1998-95, Mitsubishi Eclipse 1994-93, Mitsubishi Expo 1995- 94, Mitsubishi Expo LRV 1994 4G63
	TM-M008	MD368262 MD311472	Ext. $\varnothing$ 154 Hole. $\varnothing$ 52 Height:89	MITSUBISHI Mitsubishi Montero 2000-94, Mitsubishi Montero Sport 2004-97 6G72
	TM-M009	MD145525 MD145529	Ext. $\varnothing$ 150 Hole. $\varnothing$ 32 Height:34	MITSUBISHI

	TM-M010	ME202496	Ext. $\varnothing$ 154 Hole. $\varnothing$ 36 Height:63.5	mitsubishi
	TM-M011	MD363576	Ext. $\varnothing$ 156 Hole. $\varnothing$ 40.5 Height:50	MITSUBISHI SAVRIN 4G64
	TM-M012	MD160546	Ext. $\varnothing$ 172 Hole. $\varnothing$ 35 Height:46.5	MITSUBISHI PAJERO 2.5 SUBIC 99-02
	TM-M013	MD376059 MN137104 114A032	Ext. $\varnothing$ 168 Hole. $\varnothing$ 40.5 Height:38.4	MITSUBISHI OUTLANDER 03-
	TM-M014		Ext. $\varnothing$ 154 Hole. $\varnothing$ 36 Height:62	mitsubishi
	TM-M015	ME202491	Ext. $\varnothing$ 154 Hole. $\varnothing$ 36 Height:86	mitsubishi
	TM-M016	ME202492	Ext. $\varnothing$ 154 Hole. $\varnothing$ 36 Height:63	mitsubishi
	TM-M017	ME202490 ME202495 1104A024	Ext. $\varnothing$ 154 Hole. $\varnothing$ 36 Height:63	MITSUBISHI 4M40
	TM-M018	MD316782	Ext. $\varnothing$ 146 Hole. $\varnothing$ 30 Height:64.5	MITSUBISHI GA LANT2.0



	TM-M019		Ext. $\varnothing$ 168 Hole. $\varnothing$ 32 Height:81	mitsubishi
	TM-M020	ME204075	Ext. $\varnothing$ 154.5 Hole. $\varnothing$ 36 Height:62	MITSUBISHI 2800
	TM-M021 TM-M026	MD050355	Ext. $\varnothing$ 179 Hole. $\varnothing$ 35 Height:50	MITSUBISHI 4D56 OLD
	TM-P080	MD110165 MD300516	Ext. $\varnothing$ 173.5 Hole. $\varnothing$ 35 Height:51	MITSUBISHI 4D56 NEW
	TM-M022	ME202494	Ext. $\varnothing$ 168 Hole. $\varnothing$ 36 Height:111	MITSUBISHI
	TM-M023	MD374223	Ext. $\varnothing$ 173 Hole. $\varnothing$ 35 Height:50	MITSUBISHI L200
	TM-M024	1104A013T MD112272	Ext. $\varnothing$ 162 Hole. $\varnothing$ 35 Height:77.3	MITSUBISHI CIG MIT 16V 06- KB4T
	TM-M025	ME012361 ME012359	Ext. $\varnothing$ 168 Hole. $\varnothing$ 35 Height:95.5	MITSUBISHI
	TM-M027	MD350781 MD315454 MD373417 MD315728	Ext. $\varnothing$ 154 Hole. $\varnothing$ 30 Height:49	MITSUBISHI 4G93

	TM-M028	MD174215	Ext. $\varnothing$ 156 Hole. $\varnothing$ 30 Height:52	mitsubishi 4D68
	TM-M029	MD377604 MD338319 MD338316	Ext. $\varnothing$ 162 Hole. $\varnothing$ 40.5 Height:47	MITSUBISHI Eagle 1994-90, 1999-89, Plymouth 1994-90 4G63
	TM-M030	ME202491	Ext. $\varnothing$ 154 Hole. $\varnothing$ 36 Height:62	MITSUBISHI
	TM-M031	1104A052	Ext. $\varnothing$ 148.5 Hole. $\varnothing$ 28 Height:52.5	MITSUBISHI 4B12
	TM-M032	MR994676	Ext. $\varnothing$ 152 Hole. $\varnothing$ 14.8 Height:54	MITSUBISHI
	TM-M033		Ext. $\varnothing$ 1173.5 Hole. $\varnothing$ 35 Height:70	MITSUBISHI
	TM-M034	MD017116	Ext. $\varnothing$ 160 Hole. $\varnothing$ 35 Height:61	MITSUBISHI 4D34
	TM-M035	ME017116	Ext. $\varnothing$ 168 Hole. $\varnothing$ 35 Height:76	MITSUBISHI 4D32
	M039	MD363576	Ext. $\varnothing$ 156 Hole. $\varnothing$ 40.5 Height:51	MITSUBISHI
	HY026	MD333325 MN119375	Ext. $\varnothing$ 156 Hole. $\varnothing$ 52 Height:56.8	Chrysler 2005-01, Dodge 2005-01 , Mitsubishi 2005-97



	HY025	MD138339	Ext. $\varnothing$ 145.1 Hole. $\varnothing$ 30 Height:44.5	Dodge Stealth 1996-91, Mitsubishi 3000GT 1999-97, Mitsubishi Diamante 1996-92
	M037	1104A044	Ext. $\varnothing$ 168 Hole. $\varnothing$ 30 Height:60.5	CW6W MITSUBISHI
	M038	1104A024 1104A082	Ext. $\varnothing$ 154 Hole. $\varnothing$ 36 Height:61	4M41 MITSUBISHI
	CP033A	ME193218	Ext. $\varnothing$ 168 Hole. $\varnothing$ 36 Height:85	FUSO 07-12
	M039	MD376058 MD376056	Ext. $\varnothing$ 156 Hole. $\varnothing$ 40.5 Height:51	mitsubishi
	M040		Ext. $\varnothing$ 156 Hole. $\varnothing$ 40.5 Height:38.3	MITSUBISHI CU2W

# NISSAN

PHOTO	TM#	OEM	SIZE	CAR TYPE APPLICABLE
	TM-N001	12303-EN20C CJ70A 12303-ED50A	Ext. $\varnothing$ 148 Hole. $\varnothing$ 29 Height:41	NISSAN Cube 2010-09, Nissan Sentra 2010-07, Nissan Versa 2010-07
	TM-N002	12303-31U10 31U00 31U1A	Ext. $\varnothing$ 163 Hole. $\varnothing$ 32 Height:59	NISSAN VQ20 VQ30/A32 INFINITI I130 2001-96 MAXIMA 2001-95
	TM-N003	12303- ED001/CJ40A	Ext. $\varnothing$ 145 Hole. $\varnothing$ 26 Height:41	NISSAN TIIDA
	TM-N004	12303- 62J20/62J10	Ext. $\varnothing$ 162 Hole. $\varnothing$ 30 Height:46	NISSAN RV12/SR20D U13 Infiniti 1999, Infiniti 1996-91, Nissan 2000-91 阳光2.0
	TM-N005	12303-85G05	Ext. $\varnothing$ 169 Hole. $\varnothing$ 35 Height:85	NISSAN D22 D21/NA20
	TM-N006	12303-21V11	Ext. $\varnothing$ 165 Hole. $\varnothing$ 32 Height:64	NISSAN SY31 ATM VG30/VG30 VG20
	TM-N007	12303-VJ260	Ext. $\varnothing$ 169 Hole. $\varnothing$ 30 Height:86	NISSAN D22/KA24DE 帕拉 丁
	TM-N008	12303-03J00	Ext. $\varnothing$ 190 Hole. $\varnothing$ 43 Height:92.5	NISSAN Y60/TB42S
	TM-N009	12303- 4M710/4M400	Ext. $\varnothing$ 161 Hole. $\varnothing$ 27 Height:49.5	NISSAN N16/QG18DE 阳光 1.8

	TM-N010	12303-7Y000	Ext. $\varnothing$ 163 Hole. $\varnothing$ 32 Height:59	NISSAN V42/VQ35DEAltim 2006-02, Nissan Maxima 2008-02, Nissan Quest 2008-04
	TM-N011	12303-VC200	Ext. $\varnothing$ 221 Hole. $\varnothing$ 34 Height:79.5	NISSAN
	TM-N012	12303-9S100	Ext. $\varnothing$ 160.5 Hole. $\varnothing$ 32 Height:66	NISSAN
	TM-N013	12303-VB002	Ext. $\varnothing$ 190 Hole. $\varnothing$ 35 Height:80.5	NISSAN
	TM-N014	12303-19D11	Ext. $\varnothing$ 170 Hole. $\varnothing$ 45 Height:159	NISSAN
	TM-N015	12303-AG001	Ext. $\varnothing$ 165 Hole. $\varnothing$ 32 Height:70.5	NISSAN Y33/VQ30DE
	TM-N016	12303-8J101	Ext. $\varnothing$ 163 Hole. $\varnothing$ 32 Height:59	NISSAN J31/2.3+3.5 Infiniti I35 2004-02, Nissan Murano 2007-03
	TM-N017	12303-VB501	Ext. $\varnothing$ 190 Hole. $\varnothing$ 35 Height:92.5	NISSAN Y61/TB42S
	TM-N018	12303-2J200	Ext. $\varnothing$ 160 Hole. $\varnothing$ 30 Height:45.5	NISSAN
	TM-N019	12303-43G01 2S600	Ext. $\varnothing$ 148 Hole. $\varnothing$ 43 Height:85.5	NISSAN TD25

	TM-N020	12303-62T20	Ext. $\varnothing$ 163.5 Hole. $\varnothing$ 30 Height:75	NISSAN TB42
	TM-N021	12303-41B00	Ext. $\varnothing$ 118.5 Hole. $\varnothing$ 27 Height:55	NISSAN MARCH93-99
	TM-N022	12303- 0M300/0M210	Ext. $\varnothing$ 163 Hole. $\varnothing$ 27 Height:49.5	NISSAN 200SX 1998- 95, Nissan Sentra 1999- 95
	TM-N023	12303- 0W001/VW001	Ext. $\varnothing$ 165 Hole. $\varnothing$ 32 Height:78	NISSAN Infiniti QX4 2000-97, Nissan Pathfinder 2000-96
	TM-N025		Ext $\varnothing$ 148 Hole. $\varnothing$ 43 Height:87.5	NISSAN
	TM-N026	12303-F4304	Ext $\varnothing$ 151 Hole. $\varnothing$ 27.6 Height:44.5	NISSAN
	TM-N027	12303-6N200	Ext $\varnothing$ 148 Hole. $\varnothing$ 29 Height:44	NISSAN
	TM-N028	12303-F4303	Ext $\varnothing$ 151 Hole. $\varnothing$ 27 Height:42.5	NISSAN
	TM-N029	12303-4S100	Ext $\varnothing$ 181 Hole. $\varnothing$ 32 Height:78	NISSAN Frontier 2000- 99, Nissan Xterra 2004- 00
	TM-N030		Ext $\varnothing$ 180 Hole. $\varnothing$ 30 Height:77	





TM-N031

12303-EB70B

Ext  $\varnothing$  170  
Hole.  $\varnothing$  30  
Height:93.4

NISSAN

EXPERTISE LEAD EXCELLENCE

Temco

## OPEL

PHOTO	TM#	OEM	SIZE	CAR TYPE APPLICABLE
	TM-O001	90502115 92099044 90409974 0614627 5614430	Ext. $\varnothing$ 160 Hole. $\varnothing$ 26 Height:50.5	OPEL CORSA 1.6
	TM-O002	97150179 5214417	Ext. $\varnothing$ 139 Hole. $\varnothing$ 48 Height:49.5	OPEL
	TM-O003	0614625 90409954	Ext. $\varnothing$ 160 Hole. $\varnothing$ 26 Height:38	OPEL CORSA
	TM-G004	9025102 90469102 90466618 0614654	Ext. $\varnothing$ 135.6 Hole. $\varnothing$ 25 Height:41.2	OPEL



# OTHERS




PHOTO	TM#	OEM	SIZE	CAR TYPE APPLICABLE
	TMP025		Ext. $\varnothing$ 160 Hole. $\varnothing$ 40.2 Height:42	
	TMP026		Ext. $\varnothing$ 150 Hole. $\varnothing$ 42 Height:46	
	TMP042	J3242886	Ext. $\varnothing$ 170.5 Hole. $\varnothing$ 28.5 Height:54	
	TMP043	3896590	Ext. $\varnothing$ 170.5 Hole. $\varnothing$ 31.6 Height:39.5	
	TMP044	J3225201	Ext. $\varnothing$ 170.5 Hole. $\varnothing$ 28.5 Height:44	JEE0 1987-1990 75-87 J10 CJ7
	Q001		Ext. $\varnothing$ 141.5 Hole. $\varnothing$ 17 Height:34.5	
	Q002		Ext. $\varnothing$ 173 Hole. $\varnothing$ 50 Height:45.7	
	Q004		Ext. $\varnothing$ 142 Hole. $\varnothing$ 14.5 Height:45.7	
	Q005		Ext. $\varnothing$ 145 Hole. $\varnothing$ 32 Height:79	

	Q007		Ext. $\varnothing$ 150 Hole. $\varnothing$ 29 Height:57	
	Q008		Ext. $\varnothing$ 98.7 Hole. $\varnothing$ 17 Height:21.9	
	Q009		Ext. $\varnothing$ 129 Hole. $\varnothing$ 25.1 Height:41.1	
	Q010		Ext. $\varnothing$ 203 Hole. $\varnothing$ 46 Height:64.3	
	Q011		Ext. $\varnothing$ 196.5 Hole. $\varnothing$ 40.6 Height:122.5	
	Q012		Ext. $\varnothing$ 142 Hole. $\varnothing$ 19 Height:34.5	
	Q014		Ext. $\varnothing$ 140 Hole. $\varnothing$ 22 Height:30	
	Q015		Ext. $\varnothing$ 144 Hole. $\varnothing$ 54 Height:50	
	Q016		Ext. $\varnothing$ 250 Hole. $\varnothing$ 42 Height:104.7	
	Q017		Ext. $\varnothing$ 166 Hole. $\varnothing$ 65 Height:44.5	

	Q018		Ext. $\varnothing$ 203 Hole. $\varnothing$ 46 Height:85	
	Q019		Ext. $\varnothing$ 172 Hole. $\varnothing$ 28 Height:94	
	Q020		Ext. $\varnothing$ 135 Hole. $\varnothing$ 22 Height:48	
	Q021		Ext. $\varnothing$ 170 Hole. $\varnothing$ Height:52.5	
	Q022		Ext. $\varnothing$ 173 Hole. $\varnothing$ 46 Height:85	
	Q025		Ext. $\varnothing$ 160 Hole. $\varnothing$ 30 Height:41	

# PEUGEOT

PHOTO	TM#	OEM	SIZE	CAR TYPE APPLICABLE
	TM-PE002	0515. P2/L9	Ext. $\varnothing$ 162 Hole. $\varnothing$ 30 Height:37	PEUGEOT:206/307 /306/307/406/607 806
	TM-PE003	0515. C8	Ext. $\varnothing$ 173 Hole. $\varnothing$ 30 Height:71.5	PEUGEOT J9
	TM-PE004	0515. K6	Ext. $\varnothing$ 127 Hole. $\varnothing$ 30 Height:36	PEUGEOT 406
	TM-PE005	0515. R8 /S1	Ext. $\varnothing$ 148 Hole. $\varnothing$ 44 Height:25	PEUGEOT 206
	TM-PE006	0515. H6	Ext. $\varnothing$ 127 Hole. $\varnothing$ 30 Height:43	PEUGEOT 405
	TM-PE007	0515. S6 0515. N3	Ext. $\varnothing$ 146 Hole. $\varnothing$ 75 Height:33	PEUGEOT
	TM-PE008	0515. S2	Ext. $\varnothing$ 149 Hole. $\varnothing$ 38 Height:25	PEUGEOT
	TM-PE009	0515. V6	Ext. $\varnothing$ 162 Hole. $\varnothing$ 30 Height:37	PEUGEOT
	TM-PE010	0515. J3	Ext. $\varnothing$ 140 Hole. $\varnothing$ 44 Height:23.5	PEUGEOT

	TM-PE011	0515. R1	Ext. $\varnothing$ 149 Hole. $\varnothing$ 30 Height:35	PEUGEOT
	TM-PE012	0515. R4	Ext. $\varnothing$ 149.5 Hole. $\varnothing$ 44 Height:23.5	PEUGEOT
	TM-PE013	0515. V3	Ext. $\varnothing$ 158 Hole. $\varnothing$ 30 Height:35.5	PEUGEOT 4007D

EXPERTISE LEAD EXCELLENCE

TEMCO



# RENAUL

PHOTO	TM#	OEM	SIZE	CAR TYPE APPLICABLE
	TM-RE001	7700112999	Ext. $\varnothing$ 136 Hole. $\varnothing$ 12.5 Height:34	RENAUL F8Q
	TM-RE002	8200458960 7700107260	Ext. $\varnothing$ 122 Hole. $\varnothing$ 12.5 Height:38	RENAUL F3R
	TM-RE003	8200687605	Ext. $\varnothing$ 154 Hole. $\varnothing$ 26 Height:41	RENAUL
	TM-RE004	8200386453	Ext. $\varnothing$ 123 Hole. $\varnothing$ 28.5 Height:36.5	MEGANE 2.0 16V
	TM-RE005	8200554135 8200699517 8200552236	Ext. $\varnothing$ 152.5 Hole. $\varnothing$ 26 Height:37	RENAUL L-90
	TM-RE006	8200477938	Ext. $\varnothing$ 155.2 Hole. $\varnothing$ 26 Height:35.5	RENAUL PULEGGIA SMORZ ALB MOT
	TM-P166	8200213058	Ext. $\varnothing$ 148 Hole. $\varnothing$ 44 Height:25	RENAUL
	TM-P167		Ext. $\varnothing$ 151.5 Hole. $\varnothing$ 30.6 Height:45.5	RENAUL
	TM-RE007	8200802664		RENAUL

# SUZUKI

PHOTO	TM#	OEM	SIZE	CAR TYPE APPLICABLE
	TM-SU001	12610-61G00	Ext. $\varnothing$ 144 Hole. $\varnothing$ 32 Height:47	SUZUKI GVSQ
	TM-SU002	12610-77E11 77E10/77E12	Ext. $\varnothing$ 140 Hole. $\varnothing$ 31 Height:54.5	SQ416 ELF 97-99
	TM-SZ001	12610-69G00 12610-80A01	Ext. $\varnothing$ 144.3 Hole. $\varnothing$ 28 Height:37.4	SUZUKI SOLIO 1.3
	TM-SZ002		Ext. $\varnothing$ 152 Hole. $\varnothing$ 31 Height:55.5	SUZUKI SOLIO
	TM-SZ003	12610-62G11	Ext. $\varnothing$ 142 Hole. $\varnothing$ 31 Height:36	SUZUKI BALENO 95-02 SX4 AER10

# TOYOTA

PHOTO	TM#	OEM	SIZE	CAR TYPE APPLICABLE
	TM-T001	13470-28020 OH010 OH030	Ext. $\varnothing$ 148.5 Hole. $\varnothing$ 27 Height:43	RAV4 2.0 00- CAMRY 2.4XLI GLI AVENSIS 2.4 Scion 2010-05, Toyota 2010-01
	TM-T002	13470-35020 13408- 38010	Ext. $\varnothing$ 151.5 Hole. $\varnothing$ 31 Height:58	21R 22R CRESSIDA 22R 22RE HILUX 1995-78
	TM-T003	13407-70090	Ext. $\varnothing$ 150 Hole. $\varnothing$ 36 Height:77	LEXUS IS200/300 98-05 1GF-FE
	TM-T004	13408-71010	Ext. $\varnothing$ 145 Hole. $\varnothing$ 29 Height:57.5	HILUX 88-97 2Y 3Y 4Y
	TM-T005	13407-46020	Ext. $\varnothing$ 215 Hole. $\varnothing$ 35 Height:53	TOYOTA CROWN 3.0 LEXUS IS200/300 99-05 2JZ-GE JZS133
	TM-T006	13408-74031 13408-74041	Ext. $\varnothing$ 146 Hole. $\varnothing$ 31 Height:52	CAMRY 96-01 5S-FE Camry 2001-92, Celica 1999-94, RAV4 2000-96, Solara 2001- 99 SXV10-92
	TM-T007 T019 T021	13470-31010 /31012/31013/31014/ OP010/31030/ 31021	Ext. $\varnothing$ 148 Hole. $\varnothing$ 31 Height:51	PRADO 4.0 VX 04-09 FORTUNER 4.0 V6 06- Toyota 4Runner 2013-04, Toyota FJ Cruiser 2013-07, Toyota Tacoma 2013-05, Toyota Tundra 2013-05
	TM-T008	13408-62040	Ext. $\varnothing$ 157 Hole. $\varnothing$ 31 Height:78.5	HILUX/LAND CRUISER 5VZ-FE Toyota 4Runner 2002-96, Toyota T100 1998- 95, Toyota Tacoma 2004-95, Toyota Tundra 2004-00

	TM-T009	13408-76012	Ext. $\varnothing$ 127.3 Hole. $\varnothing$ 33.2 Height:78	PREVIA 2TZ-FE
	TM-T010	13408-62030	Ext. $\varnothing$ 147 Hole. $\varnothing$ 31 Height:56	CAMRY 91-06 3VZ-FE Lexus ES300 1993-92, Toyota Camry 1993-92
	TM-T011 TM-T027	13470-16100/ 15070/16050/16061/ 16080/16090 94853927	Ext. $\varnothing$ 137 Hole. $\varnothing$ 25 Height:50.5	COROLLA 4A-FE 7A-FE Geo Prizm 1997-93, Toyota Celica 1997-90, Toyota Corolla 1997- 88
	TM-T012	13408-75030	Ext. $\varnothing$ 146 Hole. $\varnothing$ 32.8 Height:59	TOYOTA 4Y 1RZ/2RZ4Runner 2000-96, Toyota T100 1998-94, Toyota Tacoma 2004-95
	TM-T013	13470-61030	Ext. $\varnothing$ 170 Hole. $\varnothing$ 31 Height:98	LAND CRUISER 3F 3FE
	TM-T014	13407-50091 13407-0F010	Ext. $\varnothing$ 159 Hole. $\varnothing$ 35 Height:70.5	LAND CRUISER 2UZ-FE Lexus 2009-98, Toyota 2009-98
	TM-T015	13408-73010	Ext. $\varnothing$ 145 Hole. $\varnothing$ 29 Height:57.5	DYNA 100/150 1Y 2Y 3Y
	TM-T016	13408-20010/OA010	Ext. $\varnothing$ 151 Hole. $\varnothing$ 31 Height:53	CAMRY 92-01 1MZ-FE Lexus 2006-94, Toyota 2010-94
	TM-T017	13408-75050/75040/ OC030	Ext. $\varnothing$ 145 Hole. $\varnothing$ 32.75 Height:53.5	HILUX 04- 1TR-FE 2TR- FE4Runner 2010, Toyota Tacoma 2012-07PRADO 2700



	TM-T018	13407-50020	Ext. $\varnothing$ 159 Hole. $\varnothing$ 35 Height:70.5	LEXUS LS400 1UZ-FE
	TM-T020	13477-38010	Ext. $\varnothing$ 140 Hole. $\varnothing$ 48 Height:40	TOYOTA
	TM-T022	13470-66030	Ext. $\varnothing$ 182 Hole. $\varnothing$ 38 Height:79	LAND CRUISER 1FZ-FEPRADO 4500 FZJ100
	TM-T023	13470-58032	Ext. $\varnothing$ 202.5 Hole. $\varnothing$ 34.5 Height:83.5	COASTER 3B 14 B 15
	TM-T024	13470-15015/15010	Ext. $\varnothing$ 135 Hole. $\varnothing$ 25 Height:51	TOYOTA
	TM-T025	13470-11010	Ext. $\varnothing$ 135 Hole. $\varnothing$ 25 Height:51	TOYOTA
	TM-T026	13408-54090/54070	Ext. $\varnothing$ 166 Hole. $\varnothing$ 33 Height:50	HILUX 2L 3L 5L
	TM-T028	13470- 22020/0D010/22021/ 22041/22040/2D020	Ext. $\varnothing$ 135 Hole. $\varnothing$ 25 Height:46.4	AURIS/COROLLA/RUNX/VERSO IPontiac 2006-03, Toyota 2008-98 COROLLA 1.8 1ZZ
	TM-T029	13408-30011/ 0L020	Ext. $\varnothing$ 161 Hole. $\varnothing$ 36 Height:68	HILUX 2.5 D4D/3.0 D4D QUANTUM 2.5 D4D FORTUNER 3.0 D4D 1KDFTV



	TM-T030	13407-21031	Ext. $\varnothing$ 164 Hole. $\varnothing$ 13 Height:20.7	YARIS 1.3 05- 1NZ-FE 2NZ NCP90
	TM-T031	13407-70090	Ext. $\varnothing$ 153 Hole. $\varnothing$ 36 Height:77	TOYOTA
	TM-T032	13408-67020	Ext. $\varnothing$ 176.5 Hole. $\varnothing$ 36 Height:74.2	TOYOTA 1KZ
	TM-T033	13408-17030	Ext. $\varnothing$ 189 Hole. $\varnothing$ 42 Height:104	TOYOTA LANDCRUISER 1HD
	TM-T034	13407-21020 13470- OM010	Ext. $\varnothing$ 164 Hole. $\varnothing$ 13 Height:36	ECHO-0-05 YARIS 1.3 05-
	TM-T035	13408-74010/74020	Ext. $\varnothing$ 145 Hole. $\varnothing$ 31 Height:52	TOYOTA COROLLA 2.0 3S Camry 1991-87, Toyota Celica 1993-87
	TM-T036	13470-23010/87404/ 23030/BZ010/97401	Ext. $\varnothing$ 142 Hole. $\varnothing$ 24 Height:37.5	TOYOTA 1SZ YARIS AVANZA F602 2007
	TM-T037	13470-11030 13408-11012 9516120519	Ext. $\varnothing$ 147 Hole. $\varnothing$ 25 Height:25	TOYOTA TERCEL 91-99Paseo 1998-92, Toyota Tercel 1998-87 2E 4E 5E
	TM-T038	13408-17010	Ext. $\varnothing$ 176.5 Hole. $\varnothing$ 42 Height:55.5	TOYOTA LANDCRUISER 1HD 1HZ

	TM-T039	13408-45090	Ext. $\varnothing$ 166.5 Hole. $\varnothing$ 33 Height:50	TOYOTA 3L
	TM-T040		Ext. $\varnothing$ 163.5 Hole. $\varnothing$ 33 Height:49.5	TOYOTA 2L11
	TM-T041		Ext. $\varnothing$ 138 Hole. $\varnothing$ 33 Height:42	TOYOTA
	TM-T042	13408-13010	Ext. $\varnothing$ 145 Hole. $\varnothing$ 25 Height:45	TOYOTA 5K 7K
	TM-T043	13408-64031/64060	Ext. $\varnothing$ 181 Hole. $\varnothing$ 30 Height:47.5	TOYOTA 2C177 EE120
	TM-2#	13470-87317	Ext. $\varnothing$ 145 Hole. $\varnothing$ 32 Height:54.5	TOYOTA
	TM-T044	13470- 37020/37041/ 37050/OT010	Ext. $\varnothing$ 140 Hole. $\varnothing$ 26 Height:43	AURIS 1.6 07-09 COROLLA 1.6 09 1ZR 2ZR
	TM-N020	13407-64110	Ext. $\varnothing$ 163.5 Hole. $\varnothing$ 30 Height:75	TOYOTA 3CT
	TM-T045	13408-OR030	Ext. $\varnothing$ 167 Hole. $\varnothing$ 34 Height:36.5	1ADFTV TOYOTA
	TM-T046	13470-BZ030	Ext. $\varnothing$ 143 Hole. $\varnothing$ 24 Height:37.5	3SZVE TOYOTA

	TM-T047	13470-36010/0V030	Ext. $\varnothing$ 158 Hole. $\varnothing$ 30 Height:39.8	1AR, 2ARFE TOYOTA
	TM-T048	13407-21030	Ext. $\varnothing$ 164 Hole. $\varnothing$ 13 Height:22.7	1NZFE TOYOTA
	TM-T049	13470-27010	Ext. $\varnothing$ 162 Hole. $\varnothing$ 30 Height:57.5	TOYOTA
	TM-T050	13470-05010	Ext. $\varnothing$ 176 Hole. $\varnothing$ 31 Height:50	TOYOTA 1URFE
	TM-T051		Ext. $\varnothing$ 143 Hole. $\varnothing$ 26.7 Height:27.5	TOYOTA

## V.W

PHOTO	TM#	OEM	SIZE	CAR TYPE APPLICABLE
	TM-V001	028105243AC	Ext. $\varnothing$ 161 Hole. $\varnothing$ 30 Height:33.5	SKODA FEB1.9D VW CADDY LUPO POLO1.9D
	TM-V002	03G105243	Ext. $\varnothing$ 143.3 Hole. $\varnothing$ 30 Height:42	SKODA FDB1.9D VW BORA CADDY GOLF PASSAT POLO Volkswagen 2010-09, Volkswagen 2006-03
	TM-V003	06A105243E	Ext. $\varnothing$ 142.6 Hole. $\varnothing$ 30 Height:36	VW-AUDIAudi 2006-01, Volkswagen 2006-98
	TM-V004	038105243 038105243K	Ext. $\varnothing$ 143 Hole. $\varnothing$ 30 Height:46.4	Volkswagen Beetle 2006-98, Volkswagen Golf 2006-99, Volkswagen Jetta 2004-99
	TM-V005	035105243E	Ext. $\varnothing$ 143 Hole. $\varnothing$ 30 Height:46.4	VW
	TM-V006	03L105243	Ext. $\varnothing$ 143 Hole. $\varnothing$ 30 Height:65.5	VW
	TM-V007		Ext. $\varnothing$ 161 Hole. $\varnothing$ 30 Height:48.5	VW